



MINISTRY OF FINANCE, PLANNING AND ECONOMIC DEVELOPMENT

**REPORT ON PUBLIC DEBT, GUARANTEES,
OTHER FINANCIAL LIABILITIES AND GRANTS
FOR FINANCIAL YEAR 2018/19**

Presented to Parliament by

HON. MATIA KASAIJA

Minister for Finance, Planning and Economic
Development

March 2019

MOFPED
#DoingMore

The Public Debt Report is an annual publication of the Ministry of Finance, Planning and Economic Development. Reproduction in full or in part is permitted provided due acknowledgement of the source is made.

This Report is available on the Ministry of Finance, Planning and Economic Development website www.finance.go.ug

Enquiries concerning the publication should be addressed to:

The Director

Debt and Cash Policy

Ministry of Finance, Planning and Economic Development

Plot 2-12 Apollo Kaggwa Road

P.O. Box 8147, Kampala, Uganda

Tel: (256) 414 707 162

Email: dcp@finance.go.ug / maris.wanyera@finance.go.ug



MINISTRY OF FINANCE, PLANNING AND ECONOMIC DEVELOPMENT

**REPORT ON PUBLIC DEBT, GUARANTEES, OTHER
FINANCIAL LIABILITIES AND GRANTS FOR
FINANCIAL YEAR 2018/19**

Presented to Parliament by

HON. MATIA KASAIJA

Minister for Finance, Planning and Economic Development

March 2019

CONTENTS

List of Tables	iv
List of Figures.....	v
Acronyms	vi
Executive Summary.....	viii
1.0 Background.....	1
1.1 External Assistance	1
1.2 Domestic Debt.....	2
2.0 Fiscal Deficit financing and public debt in 2018/19	3
2.1 Economy	3
2.2 Fiscal Balance	3
2.3 Total Public Debt	3
2.4 Debt Service	4
2.5 Cost and risk characteristics of public debt	5
3.0 Domestic Debt.....	6
3.1 Domestic Debt Trends until end December 2018.....	7
3.2 New Domestic debt issued during FY 2018/19 as at 31 st December 2018	8
3.3 Domestic Debt Service FY 2018/19	9
3.4 Market developments	9
4.0 External Debt.....	11
4.1 External Debt by Creditor Category	11
4.2 Currency Composition of External Debt	13
4.3 Undisbursed Stock.....	14
4.4 External Debt Service	14
5.0 New External Financing.....	16
5.1 Trends in new external financing	16
5.2 New loans approved by Parliament in FY 2018/19	16
5.2.1 New loans approved by Creditor	17
5.2.2 New Loans approved by Sector.....	18
5.2.3 New Loans approved by Parliament after the publication of FY 2017/18 report	18
5.3 Pipeline loans	19
5.4 Creditor terms	20
5.5 New Grants signed in FY 2018/19	20
5.5.1 New grants signed by Development Partner	21
5.5.2 New grants signed by Sector.....	22



5.5.3	MDAs authorised to receive grants on behalf of government	22
6.0	Guarantees and Contingent Liabilities.....	24
6.1	Explicit Contingent Liabilities: GoU Loan Guarantees as at end December 2018	24
6.1.1	GoU loan guarantees.....	25
6.1.2	Called Guarantees	25
6.1.3	Approved Guarantees during FY 2018/19	25
6.2	Implicit Contingent Liabilities as at June 2018	25
6.2.1	Non-Guaranteed Debt and other liabilities of State-Owned Enterprises (SoEs) and Extra Budgetary Units (EBUs).....	25
6.2.2	Non-Guaranteed Debt and other liabilities of Local Governments	27
6.3	Contingent liabilities from Public Private Partnerships (PPPs)	28
7.0	Technical Assistance	29
8.0	Performance and achievements of objectives of development assistance	30
8.1	Budgeted External resources vs Actual disbursements	30
8.1.1	Trend in Financial Performance of Development Assistance	31
8.2	Grant Disbursements as at 31st December 2018.....	31
8.2.1	Grant Disbursements by Development Partner	31
8.2.2	Grant Disbursements by Sector	32
8.3	Loan Disbursements as at 31 st December 2018.....	32
8.3.1	Loan Disbursements by Sectors	33
8.3.2	Loan Disbursements by Creditors	33
8.4	Measures to improve absorption and utilisation of external resources.....	34
8.5	Alignment of Development Assistance to the NDP	34
9.0	Development assistance managed outside government systems.....	38
9.1	Trends in Off Budget support.....	38
9.2	Off Budget Disbursements by Sector	38
9.3	Off Budget Disbursement by Development Partner.....	39
10.0	Climate Finance	41
11.0	Conclusion.....	44
12.0	Annex	45

LIST OF TABLES

Table 2.1: Fiscal Balance in UGX billions.....	3
Table 2.2: Total Public Debt by Source Category as at 31 st December 2018 (US\$ Billion)	4
Table 2.3: Total Public Debt service as at 31 st December 2018 (US\$ million).....	4
Table 2.4: Cost and Risk Characteristics of Public Debt as at 31 st December 2018.....	5
Table 3.1: Stock of Domestic Debt at cost as at 31 st December 2018.....	6
Table 3.2: Domestic Debt Stock by tenor, UGX at cost as at 31 st December 2018.....	6
Table 3.3: Domestic Debt Portfolio Risk Management Benchmarks.....	8
Table 3.4: Overview of Domestic Financing for 2018/19, UGX billion.....	8
Table 3.5: Domestic Debt Issuance by tenor, Jul - Dec 2018, UGX billion at cost	8
Table 3.6: Domestic Principal Payments.....	9
Table 3.7: T-Bond yields at primary auction, percent (%).....	10
Table 4.1: External debt developments as at 31 st December 2018	11
Table 4.2: Total Debt Service as at 31 st December 2018.....	14
Table 5.1: Loans approved by Parliament in FY 2018/19 as at 31 st March 2019	17
Table 5.2: Loans with amended terms approved by parliament.....	17
Table 5.3: Loans approved after production of the FY 2017/18 Report of March 2018	18
Table 5.4: Loans at various stages of clearance	18
Table 5.5: Creditor Terms for loans approved by Parliament by March 2019-FY 2018/19.....	20
Table 5.6: New Grants signed in as at 31 st March 2019	21
Table 5.7: List of MDAs that received authority to receive grants by March 2019	23
Table 6.1: Performance of GoU loan guarantees as at end December 2018.....	24
Table 6.2: Approved Guarantee loans during FY 2018/19	25
Table 6.3: Non-Guaranteed Debt and Other Liabilities of SOEs and EBU's	26
Table 6.4: LG Liabilities by Category	27
Table 8.1: Sector Disbursements as at 31 st December 2018	30
Table 8.2: Implementation of the Core projects highlighted in NDP II.....	35
Table 9.1: Off Budget support broken down by sector	39
Table 11.1: Climate financing as at end December 2018.....	42



LIST OF FIGURES

Fig 3.1: Domestic Debt Stock trends at cost, UGX billion	7
Fig 3.2: Domestic Debt Stock by year of maturity, UGX billion as at 31 st December 2018	7
Fig 3.3: Domestic Debt Interest Payments (discount and coupon) in UGX Billion	9
Fig 4.1: Stock Composition by Creditor Category.....	12
Fig 4.2: Stock of debt by Bilateral Creditors	12
Fig 4.3: External Debt Stock composition of multilateral creditors.....	13
Fig 4.4: Currency Composition of External Debt.....	13
Fig 5.1: Trends in new external resources from FY 2013/14 to FY 2018/19.....	16
Fig 5.2: New loans approved by parliament by creditor as at 31 st March 2019.....	18
Fig 5.3: New loans approved by parliament by sector as at 31 st March 2019.....	18
Fig 5.4: Grants signed in FY 2018/19 by Development Partner.....	25
Fig 5.5: Grants signed in FY 2018/19 by Sector	22
Fig 6.1: Distribution of debt and other liabilities of SoEs & EBU's in UGX trillion.....	26
Fig 6.2: Distribution by sector of SoE debt (direct plus on lending)	27
Fig 8.1: Gross Disbursement of Experts and TA to Uganda from 2009 to 2017	29
Fig 8.1: Trends in disbursements of Development assistance.....	31
Fig 8.2: Grant Disbursements by Donor	32
Fig 8.3: Grant Disbursements by sector as at 31 st December 2018.....	32
Fig 8.4: Loan disbursement by sector as at 31 st December 2018	33
Fig 8.5: Loan Disbursement by creditor during FY 2018/19	33
Fig 9.1: Trends in Off-budget support for the period FY 2017/18 – FY 2021/22	38
Fig 9.2: Trends in Off-budget support for the period FY 2015/16 – FY 2020/21	39
Fig 9.3: Trends in USAID Off-budget by sector	40

ACRONYMS

AFD	-	French Development Agency
AfDB	-	African Development Bank
AfDF	-	African Development Fund
AMP	-	Aid Management Platform
ATM	-	Average Time to Maturity
ATS	-	Apparel Tri Star
AU	-	African Union
BAC	-	Bukalasa Agricultural College
BADEA	-	Arab Bank for Economic Development in Africa
CBO	-	Community Based Organisation
DAC	-	Development Assistance Committee
DARC	-	Development Assistance and Regional Cooperation Department
DFCU	-	Development Finance Company of Uganda
DP	-	Development Partner
DPID	-	Debt Policy and Issuance Department
EBU	-	Extra Budgetary Unit
ECA	-	Export Credit Agency
ESIA	-	Environment and Social Impact Assessment
EU	-	European Union
EUR	-	Euro
FINMAP	-	Financial Management and Accountability Programme
GBP	-	Great Britain Pound
GCF	-	Green Climate Fund
GEF	-	Global Environmental Facility
GoU	-	Government of Uganda
IBRD	-	International Bank for Reconstruction and Development
ICT	-	Information and Communications Technology
IDA	-	International Development Agency
IDB	-	Islamic Development Bank
IFC	-	International Finance Corporation
IUIU	-	Islamic University in Uganda
JBIC	-	Japan Bank for International Cooperation
JICA	-	Japan International Cooperation Agency
JPY	-	Japanese Yen
KCCA	-	Kampala City Council Authority
KJE	-	Kampala Jinja Expressway
LG	-	Local Government



MDA	-	Ministries, Departments and Agencies
MoFPED	-	Ministry of Finance, Planning and Economic Development
MoLHUD	-	Ministry of Lands, Housing and Urban Development
MUST	-	Mbarara University of Science and Technology
NCS	-	National Council of Sports
NDP	-	National Development Plan
NEMA	-	National Environment Management Authority
NGO	-	Non-Governmental Organisation
ODA	-	Official Development Assistance
OECD	-	Organisation for Economic Cooperation and Development
PDMF	-	Public Debt Management Framework
PFMA	-	Public Finance Management Act
PIMS	-	Public Investment Management System
PPP	-	Public Private Partnership
PTA	-	Eastern and Southern African Trade and Development Bank (TBD)
SDR	-	Special Drawing Rights
SoE	-	State Owned Enterprises
TA	-	Technical Assistance
T-Bills	-	Treasury Bills
T-Bonds	-	Treasury Bonds
TVET	-	Technical and Vocational Education and Training
UDBL	-	Uganda Development Bank Limited
UEGCL	-	Uganda Electricity Generation Company Limited
UETCL	-	Uganda Electricity Transmission Company Limited
UGX	-	Uganda Shillings
UKEF	-	United Kingdom Export Finance
UN	-	United Nations
UNCC	-	Uganda National Cultural Centre
UNFCC	-	United Nations Framework Convention on Climate Change
UNRA	-	Uganda National Roads Authority
USD	-	United States Dollars

EXECUTIVE SUMMARY

In exercise of the powers conferred upon the Minister by Part VI Section 36 of the Public Finance Management Act 2015 to raise money by loan, issue guarantees and receive grants for and on behalf of the Government and with reference to Sections 39 (4), 42 and 44 (5) of the Public Finance Management Act, (Act No.3 2015), I hereby lay this report before the August House. The report relates to total government indebtedness, guarantees of loans to companies and statutory bodies, other financial liabilities and sum of grants received by Government as at end December 2017.

Overall, new external resources amounting to **USD 1.28 billion** (both loans and grants) were mobilised. **New loans** equivalent to **USD 1.14 billion** were approved by Parliament and **new grants** equivalent to **USD 0.13 billion** were received. (of which 0.31 billion received by the Minister of Finance and USD 5.24 million by MDAS as Authorized).

New external borrowings increased by 19.2 percent in 2018/19 compared to 2017/18 due to increased borrowing for infrastructure development particularly for Municipal Infrastructure Development and Integrated Water Development and management. The borrowing terms and sector allocations were consistent in the requirements in the Public Debt Management Framework (2013) and priorities of the National Development Plan II.

Total domestic borrowing realised during FY 2018/19 was UGX 3,466 billion of which Treasury Bills accounted for 57.6 percent (UGX 1,966 billion) and Treasury Bonds 42.4 percent (UGX 1,470 billion).

During FY 2018/19, two (2) new guarantees to UDBL were approved to the tune of USD 20 million. This is in line with government efforts to recapitalise Uganda Development Bank Limited. The total disbursed and outstanding guarantees stands at USD 19.9 million.

The public and publicly guaranteed external debt exposure as at end December 2018, increased by 12.5 percent to USD 11.52 billion from USD 10.24 billion at end December 2017; of which USD 7.66 billion (66 percent) of total debt is disbursed (DOD) and USD 3.86 billion (34 percent) is loan commitments, which have not yet been disbursed.

Total stock of outstanding government domestic debt at cost stood at UGX 14,333 billion (equivalent to USD 3.85 billion). Treasury Bills accounted for 25 percent while Treasury Bonds accounted for 75 percent of total stock of outstanding government domestic debt as of December 2018 consistent with the Public Debt Strategy Framework, of a ratio of 70:30 for Treasury Bonds to Treasury bills which underpins the preference for issuance of long term instruments relative to short term instrument in a bid to minimize costs risks.

During the period under review, substantial grants support was received from the International Development Agency of the World Bank. The share of grants of the new external commitments as at end December 2018 decreased by 75 percent as compared to USD 523.7 million received in FY 2017/18.

Government continues to receive significant Technical Assistance (TA) support. Available information indicates that there has been a 22 percent increase in the amount of technical assistance received.

Support managed outside government system in FY 2018/19 so far amounts to USD 310.95 million from the Development Partners. The support is largely directed towards the health sector with USAID as the largest Partner with US\$ 181.39 million (equivalent to 58%). Health sector received a lion's share of off-budget support.



1.0 Background

The Public Debt, Guarantees, other Financial Liabilities and Grants Report is published in accordance with specific sections of the Public Finance Management Act, (Act No.3 2015), namely:

- (i) **Section 39 (4)**, which states that “The Minister shall every financial year, table before Parliament, with the annual budget, a report of the existing guarantees which shall include an analysis of the risk associated with those guarantees”;
- (ii) **Section 42 (2)**, which states that “The Minister shall, by 1st April, prepare and submit to Parliament a detailed report of the preceding financial year, on the management of the public debt, guarantees and the other financial liabilities of Government”;
- (iii) **Section 42 (3)**, which states that “The report shall indicate the management of the public debt, guarantees, and the other financial liabilities of Government against the National Development Plan, the objectives of the Charter for Fiscal Responsibility, and the medium-term debt management strategy”;
- (iv) **Section 42 (4)**, which states that “The Minister shall cause to be published, through the appropriate means, the report on the management of the public debt, guarantees, and the other financial liabilities of Government”; and,
- (v) **Section 44 (5)**, which states that “The Minister shall, every financial year table before Parliament a report of the grants received by Government or by a Vote”.

In view of the legal provisions above, the public debt is categorized as external and domestic debt.

1.1 External Assistance

The following are the major five instruments that form the basis of Uganda’s external assistance that has been contracted over the years

- i. **Budget Support:** This is where funds/resources from a Development Partner (DP) are transferred directly to the consolidated fund of the recipient Country following the fulfilment of agreed conditions for disbursement. Budget support is normally in two forms namely; General Budget Support and Sector Budget Support (earmarked/targeted towards a specific sector). The financial resources thus received are part of the national resources of the country and are consequently used in accordance with the public financial management system of Uganda. These resources are appropriated by Parliament as part of government funds.
- ii. **Project Support:** Under this modality of financing, both Government of Uganda (GoU) and the DP enter into an agreement and agree on a set of inputs, activities and outputs to reach specific outcomes within a defined area, budget and timeframe.
- iii. **Export Credit financing:** This is where the borrower (GoU) and a DP Export Credit Agency (ECA) pre-identify a contractor to implement a project largely in the borrower’s jurisdiction. The main objective of this financing is to support domestic companies of the DPs countries to carry out international export operations and other activities. The financing facilitates the companies to remove the risk of uncertainty of exporting to other countries and underwrite political risks and commercial risks of overseas investments, thus encouraging exports and international trade. For the case of Uganda, this arrangement has been used to finance government projects implemented by such companies.
- iv. **Technical Assistance:** This basically entails the transfer of ideas, knowledge, practices, technologies or skills from either development partner identified experts or procured experts under respective projects. This knowledge transfer is mainly for policy development, institutional development, capacity building, and project or programme support.



- v. **Off Budget Support:** This covers all Official Development Assistance (ODA) not channelled through Government systems and structures both in form of disbursement and management; hence not appropriated by Parliament. The related project activities and finances are mainly channelled through NGOs, CBOs or directly implemented by DPs.
- vi. **On-lent:** this is where Government contracts a loan from DPs and lends it to a third party implementing the project. This is mainly done for State Owned Enterprises
- vii. **Contingent liabilities:** an obligation arising from past events whose existence will only be confirmed by the occurrence or outcome of one or more uncertain future events and, if confirmed, will result in expenditure being incurred to settle the confirmed obligation – International Accounting Standards (IAS 37).

1.1 Domestic Debt

There are two forms of domestic financing; i) use of government savings that accumulate over time and ii) issuance of government securities in the domestic market. Government started issuing domestic debt for fiscal purpose in FY 2012/13.

Government has in the past five financial years cautiously issued both Treasury Bills and Bonds to finance the deficit in addition to using Government savings. The borrowings have been within the limits given in the annual macroeconomic framework and consistent with the thresholds stipulated in the Public Debt Management Framework 2013.



2.0 Fiscal Deficit financing and public debt in 2018/19

2.1 Economy

The economy continued to recover and benefit from a stable macroeconomic environment. Economic Growth in the FY 2018/19 is expected to surpass the projected target of 6 percent forecast at the start of the financial year. This achievement is on the back drop of significant economic recovery in the FY 2017/18 and expansion in a relatively stable global economy.

The growth out turn for the FY 2018/19 is projected at 6.3 percent, supported by positive global economic growth, increased private sector activity, significant growth in the services sector, and recovery in both the industry sector and agriculture sector as favourable weather conditions continue to prevail.

Exports and imports grew by 6 percent and 15.7 percent respectively during the first half of the financial year. The stock of international reserves stood at USD 3,414.5 million as at the end of December 2018 capable of providing sufficient cover in the event of shocks to the economy.

Despite a rise in fuel pump prices resulting from increased global oil prices, stable and low inflation prevailed at an average of 3.1 percent headline during the first half of the FY 2018/19. The stable outlook on prices in the short to medium term supported the Central Bank's policy decision on maintaining an accommodative policy rate at an average of 9.5 percent through the first half of the financial year in review.

Economic growth over the medium term will be driven mainly by public infrastructure investment and increased private sector investments. Oil mining activities are expected to support growth in industry and the services sector.

2.1 Fiscal Balance

The overall fiscal balance (deficit) for FY 2018/19 was projected at UGX 7,427 billion (6.3 per cent of GDP) financed through external borrowing worth UGX 5,442 billion, net domestic financing of UGX 1,985 billion and amortization of UGX 894 billion (Table 2.1 below).

Table 2.1: Fiscal Balance in UGX billions

Financing Item	FY 2017/18		FY 2018/19 - Budget	
	UGX Bn	As % of GDP	UGX Bn	As % of GDP
Net External Financing	2,767	2.72	5,442	4.86
Net Domestic financing	2,133	2.09	1,985	1.77
Total*	4,900	4.81	7,427	6.63

* excluding amortisation

Source: MoFPED

2.2 Total Public Debt

The total public debt stock increased by 12.5 percent to USD 11.52 billion as at end December 2018 from USD 10.24 billion as at end December, 2017 out of which domestic and external debt accounted for 33.5 percent (USD 3.86 billion) and 66.5 percent (USD 7.66 billion) respectively.

The nominal value of public debt as a percentage of GDP stood at 41.8% as at end December 2018. The Present Value (PV) of external debt to GDP increased from 30.1 percent as at end December 2017 to 31.7 percent at end December 2018.

The external debt stock increased by USD 0.78 billion to USD 7.66 billion by end December 2018 from USD 6.88 billion at end December 2017. The increase was mainly from China (25 percent) and World Bank (40 percent).

Table 2.2: Total Public Debt by Source Category as at 31st December 2018 (US\$ Billion)

Creditor Category	Dec-15	Dec-16	Dec-17	Dec-18	Shares of Debt Stock
External	4.8	5.47	6.88	7.66	66.5%
o/w Multilateral	3.69	4.06	4.68	5.02	43.6%
o/w Bilateral	0.94	1.33	2.03	2.59	22.5%
o/w Private Banks		0.07	0.17	0.05	0.4%
As a % of GDP	20.8%	23.6%	27.4%	27.8%	
Domestic	2.92	3.25	3.35	3.86	33.5%
o/w Treasury Bills	0.83	1.05	0.81	0.97	8.4%
o/w Treasury Bonds	2.09	2.2	2.55	2.89	25.1%
As a % of GDP	12.4%	13.4%	13.3%	14.0%	
Total Debt	7.73	8.72	10.24	11.51	
As a % of GDP	33.2%	37.0%	40.70%	41.8%	

Source: MoFPED

2.3 Debt Service

Public debt service involves payment of principal, interest and other contractual obligations in relation to government debt. External and domestic debt service was US\$ 353.4 million and US\$ 1,905.2 million respectively as at end December 2018.

Table 2.3: Total Public Debt service as at 31st December 2018 (US\$ million)

	Dec-15	Dec-16	Dec-17	Dec-18	As % total of Dec 2018
Total Debt Service (TDS)	1,003.20	1,069.14	1,092.85	2,258.65	100%
External	153.51	55.69	120.98	353.44	16%
Principal	77.23	23.60	74.51	243.58	11%
Interest	66.07	25.47	38.65	89.02	4%
Commissions	10.21	6.62	7.81	20.84	1%
As % of total debt service	15.3%	5.2%	11.1%	15.6%	
Domestic	849.60	1,013.40	971.80	1,905.20	84%
Principal	619.37	695.05	695.05	1,402.64	62%
Interest	230.31	318.39	276.81	502.56	22%
As % of total debt service	84.7%	94.8%	88.9%	84.4%	

Source: MoFPED



2.4 Cost and risk characteristics of public debt

Table 2.4: Cost and Risk Characteristics of Public Debt as at 31st December 2018

Risk Indicators		External	Domestic	Total
Amount (Ushs Billions)		28,426.78	14,332.69	42,759.47
Amount (USD Billions)		7.7	3.9	11.5
Nominal debt as % GDP		27.8	14.0	41.8
PV as % of GDP		17.7	14.0	31.7
Cost of Debt	<i>Interest Payment as % GDP</i>	0.41	1.93	2.34
	<i>Weighted Average Interest rate (%)</i>	1.5	13.8	5.6
Refinancing Risk	<i>Average Time to Maturity (ATM) years</i>	14.4	4.0	10.9
	<i>Debt maturing in 1yr (% of total)</i>	2.3	36.6	13.8
	<i>Debt maturing in 1yr (% of GDP)</i>	0.6	5.1	5.8
Interest rate Risk	<i>Average Time to Re-fixing (ATR) years</i>	13.9	4.0	10.6
	<i>Debt Re-fixing in 1 Year (% of total)</i>	9.3	36.6	18.4
	<i>Fixed rate Debt (% of total)</i>	92.9	100.0	95.3
Foreign Exchnage (FX) Risk	<i>FX debt (% of total debt)</i>			66.5
	<i>ST FX debt (% of reserves)</i>			5.3

Source: MoFPED

The Average Time to Maturity (ATM) is an indicator of the average life of debt and it measures the average length of time it takes the debt instruments to mature (extent of refinancing risk exposure).

The weighted ATM of all the principal payments in the external debt portfolio is 14.4 years and 4.0 years for domestic debt. The overall weighted time to maturity of all principals of the existing debt portfolio (external and domestic debt) is 10.9 years. This is attributed to the low maturity profile of the domestic debt. The ATM for domestic debt has not changed from 4.0 years since in December 2017 due to continuous issuance of short term government securities. The ATM of the external debt stock has been decreasing over time due to contraction of external loans with shorter maturities.

Domestic debt maturing in one year is 36.6 percent of the total domestic debt compared to 32.5 percent in December 2017. Furthermore, external debt maturing in one year as percentage of the total has reduced to 2.3 by end December 2018 from 2.7 as at end December 2017 due to increase in contraction of financing with longer maturity periods.

Although 92.9 percent of the public debt portfolio has a fixed interest rate, 18.4 percent of outstanding debt will re-fix in FY 2018/19. The weighted average time to re-fixing (ATR) for external debt portfolio is 10.6 years while 9.3 percent of outstanding external debt will re-fix in one year. Domestic debt is mainly composed of fixed interest rate instruments with ATR of 4 years. Nevertheless, 36.6 percent of the portfolio will be re-fixed within a year because of predominance of short-term debt.

Looking at the foreign exchange risk, 66.5 percent of the total government debt portfolio is exposed to exchange rate risk. The depreciation of Uganda shilling against the USD highlights a potential exchange rate risk impact on the budget in terms of rise in external debt service payments.

3.0 Domestic Debt

The total outstanding stock of government domestic debt at cost increased by 17.7% (UGX 2,153 billion) from UGX 12,180 billion at the end of December 2017 to UGX 14,333 billion at the end of December 2018.

Table 3.1: Stock of Domestic Debt at cost as at 31st December 2018

	End December 2017		End December 2018	
	UGX bn	US\$ mn ¹	UGX bn	US\$ mn ²
T-Bills	2,937	808	3,591	965
% of Domestic Debt	24%		25%	
Fiscal T-Bonds	8,284	2,279	8,903	2,393
Recapitalisation T-Bonds	960	267	960	258
Total T-Bonds	9,244	2,543	10,742	2,888
% of Domestic Debt	76%		75%	
Total Fiscal Domestic Debt	12,180	3,351	14,333	3,853

Source: MoFPED

The share of T-Bills increased from 24% to 25% while T-Bonds reduced from 76% to 75%. However, this is still within the 30:70 T-Bills to T-Bonds ratio as set out in the Public Debt Management Framework (PDMF) 2013.

Out of the outstanding domestic debt stock at cost of UGX 14,333 billion as at the end of December 2018, T-Bills amounted to UGX 3,591 billion, while T-Bonds amounted to UGX 10,742 billion.

Table 3.2: Domestic Debt Stock by tenor, UGX at cost as at 31st December 2018

	UGX bn	US\$ mn	% of total stock
91 Days	83.92	22	0.6%
182 Days	728.68	196	5.1%
364 Days	2,778.06	747	19.4%
T-Bills	3,590.66	965	25.1%
2 Years	148.32	40	1.0%
3 Years	925.70	249	6.5%
5 Years	3,529.82	949	24.6%
10 Years	3,866.79	1,039	27.0%
15 Years	2,271.40	610	15.8%
T-Bonds	10,742.03	2,888	74.9%
Total	14,332.69	3,853	100.0%

Source: MoFPED,



3.1 Domestic Debt Trends until end December 2018

Government domestic debt has more than doubled within the last 5 years and continues to grow at a high rate with the debt stock increasing by UGX 2,153 billion from UGX 12,180 billion to UGX 14,333 billion in one year.

Fig 3.1: Domestic Debt Stock trends at cost, UGX billion

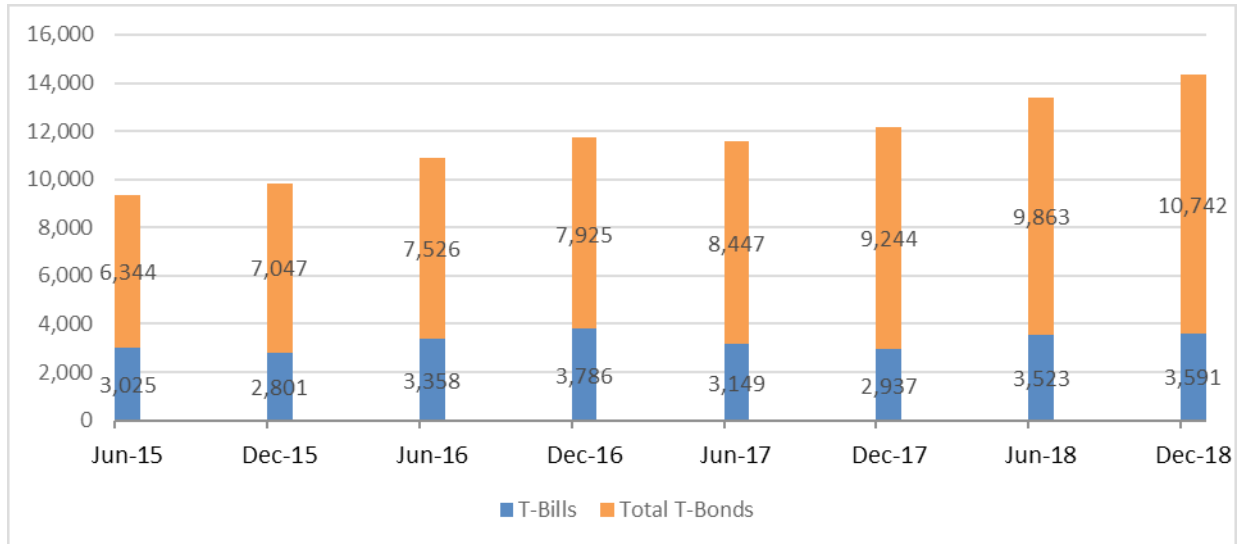
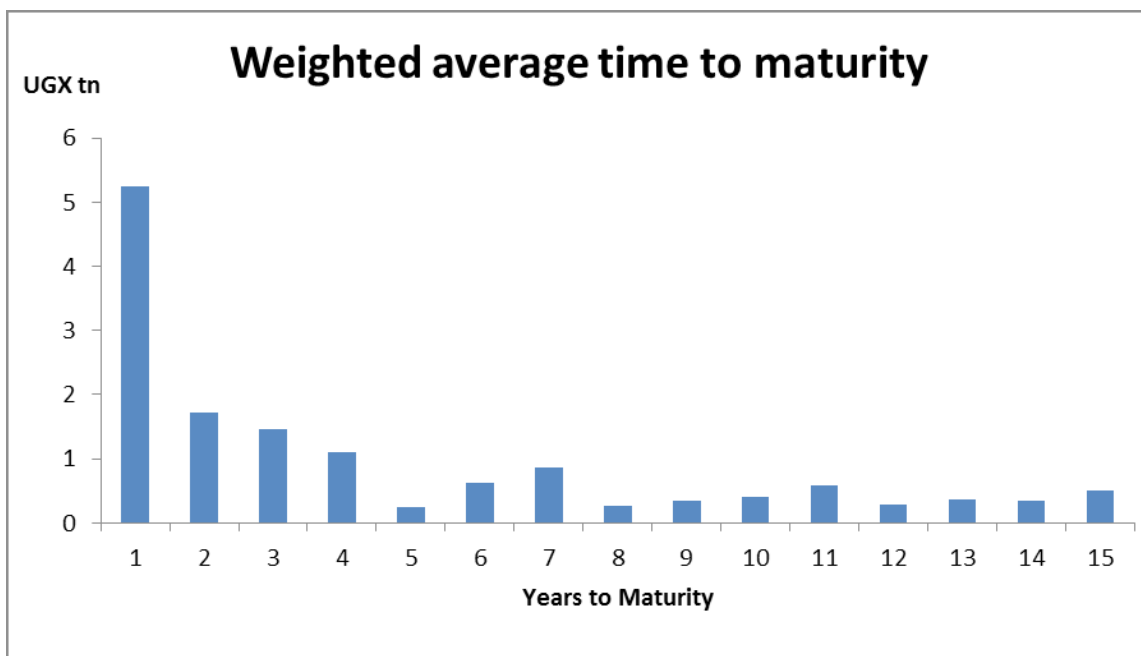


Fig 3.2: Domestic Debt Stock by year of maturity, UGX billion as at 31st December 2018



As indicated in the PDMF 2013, the amount of debt maturing in one year should not exceed 40%. Therefore, from table 3.3 below, domestic debt stock as at 31st December 2018 was within the prescribed limits.

Table 3.3: Domestic Debt Portfolio Risk Management Benchmarks

	Benchmark	Jun-17	Dec-17	Dec-18
% of debt due within 1 year	<40%	37.8%	32.5%	36.6%
Debt maturing in year 2	<20%	11.4%	13.6%	12.0%
Debt maturing in year 3	<20%	11.4%	12.3%	10.1%
T-Bills to T-Bonds	30/70	27.2%	24.1%	25.1%
T-Bonds to T-Bills	70/30	72.8%	75.9%	74.9%
Average weighted time to maturity	>3 years	3.7	3.9	3.9

Source: MoFPED

The amount of debt maturing within the next year increased to 36.6% in December 2018 from 32.5% in December 2017. Similarly, the amount of debt maturing in year 2 declined to 12% from 13.6% over the same period.

3.2 New Domestic debt issued during FY 2018/19 as at 31st December 2018

This financial year's total issuance at cost was UGX 3,466 billion as at the end of December 2018, which fully covered the redemptions and fiscal financing requirement for the period as shown in Table 3.4 below.

Table 3.4: Overview of Domestic Financing for 2018/19, UGX billion

	Issuance July to 31st December 2018
Redemptions	2,457
Domestic Financing	1,009
Total	3,466

Source: MoFPED

Out of the UGX 3,466 billion issuance between 1st July and 31st December 2018, T-Bills amounted to UGX 1,996 billion (57.6%) and T-Bonds amounted to UGX 1,470 billion (42.4%) as shown in Table 3.5 below.

Table 3.5: Domestic Debt Issuance by tenor, Jul - Dec 2018, UGX billion at cost

Tenor	Issuance	Percentage
91 Day	148	4.3%
182 Day	348	10%
364 Day	1,500	43.3%
T-Bills	1,996	57.6%
2 Year	299	8.6%
3 Year	280	8.1%
5 Year	245	7.1%
10 Year	366	10.5%
15 Year	280	8.1%
T-Bonds	1,470	42.4%
Total	3,466	100.0%

Source: MoFPED

3.3 Domestic Debt Service FY 2018/19

Domestic Principal Payments (Redemptions)

As at end December 2018, UGX 2,457 billion had been cleared in redemptions. This is a 11.3 percent decline from UGX 2,771 billion as at end December 2017. The decline in redemption is attributed to the government strategy to go for long term financing as opposed to short term.

Table 3.6: Domestic Principal Payments

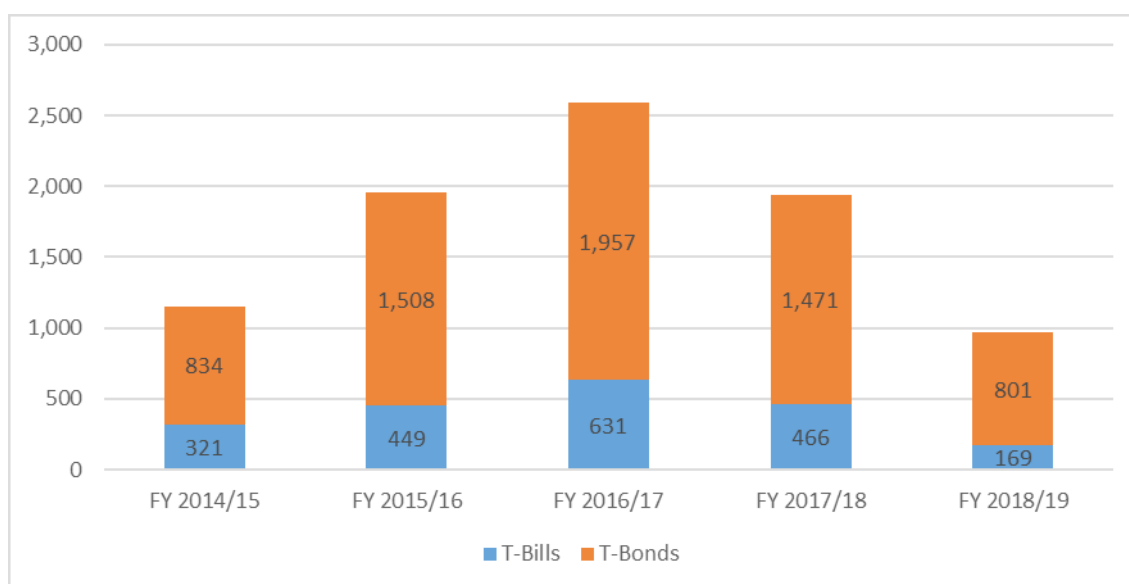
	UGX Bn		UGX Bn	
	December 2017	FY 2017/18	December 2018	FY 2018/19 (Projected)
Redemptions	2,771	4,789	2,457	5,449

Source: MoFPED

Domestic Interest Payments

Domestic interest payments as at 31st December 2018 had so far reached UGX 970 billion. The interest payments are expected to reach UGX 2,014 billion by end of FY 2018/19 as compared to UGX 1,936 billion in FY 2017/18, a 4 percent increase.

Fig 3.3: Domestic Debt Interest Payments (discount and coupon) in UGX Billion



Note: Domestic debt service for FY 2018/19 is as at 31st December 2018

Increased issuance of Domestic debt in recent times has led to a rise in yields which have also impacted the level of interest payments.

3.4 Market developments

While yields spiked in June 2018 due to over issuance of domestic debt, yields edged downwards between July 2018 and December 2018 across all tenors with the average weighted yields to maturity for December 2018 at 13.3% for the one-year T-Bill compared to 14.5% in June 2018. They are however, higher than the yields in December 2017 which stood at 9% for the one-year T-Bill. The spike in yields started to gradually subside because Government has adapted good issuance behaviour in FY 2018/19, the introduction of single price auction system and an increase in liquidity in the market.

Table 3.7: T-Bond yields at primary auction, percent (%)

Auction date	2-year	3-year	5-year	10-year	15-year
18-May-17	14.7			16.0	
28-Dec-17	10.9		12.6		
25-Jan-18		11.3		14.0	
22-Feb-18	11.0				14.4
22-Mar-18		11.3		14.4	
19-Apr-18	11.3		12.6		
17-May-18		11.9			15.0
14-Jun-18	13.2		14.7		
12-Jul-18		16.5		17.3	
9-Aug-18	16.2				17.8
6-Sep-18		16.5		17.2	
4-Oct-18	15.5		16.9		
1-Nov-18		16.8			17.5
29-Nov-18	15.3		16.8		
27-Dec-18		16.6		17.0	

Source: MoFPED



4.0 External Debt

As at 31st December 2018, the outstanding portion of the Country's Debt, including arrears, that is borrowed outside Uganda stood at USD 7.66 billion representing a growth of 11 percent compared to USD 6.88 billion at end December 2017. The increment in stock is attributed to disbursements from Exim Bank of China and World Bank loans, as well as foreign exchange rate movements.

Table 4.1: External debt developments as at 31st December 2018

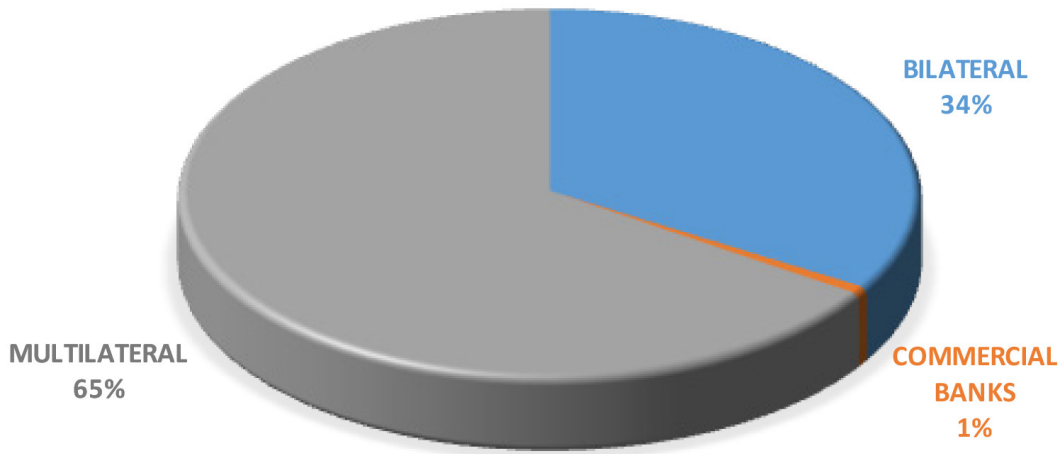
	Dec-17	Dec-18	Year on Year Growth	% Change	Share Debt Stock Dec-18	Undisbursed Dec-18	Undisbursed Debt Dec-18
GRAND TOTAL	6.88	7.66	0.78	11%	100%	4.05	100%
BILATERAL TOTAL	2.03	2.59	0.56	28%	34%	1.55	38%
NON - PARIS CLUB	1.69	2.06	0.37	22%	27%	0.78	19%
China	1.59	1.95	0.36	23%	25%	0.75	19%
Exim Bank of South Korea	0.03	0.03	-	0%		0.00	0%
Kuwait Fund	0.03	0.04	0.01	33%	1%	0.00	0%
Nigeria	0.01	0.02	0.01	100%	0%		
Saudi Arabia - Saudi Fund	0.03	0.04	0.01	33%	1%	0.01	0%
Iraq Fund	0	0.01	0.01	-	0%		
ABU Dhabi Fund						0.01	0%
BILATERAL PARIS CLUB	0.34	0.54	0.20	59%	7%	0.77	19%
Austria	0.01	0.01	-	0%	0%		
France	0.06	0.15	0.09	150%	2%	0.10	3%
JBIC	0.10	0.12	0.02	20%	2%	0.34	8%
Germany						0.10	3%
JICA	0.15	0.19	0.04	27%	2%		
UKEF	0	0.09	0.09	100%	1%	0.22	5%
MULTILATERALS CREDITORS	4.68	5.0	0.31	7%	65%	2.46	61%
ADB	0.02	0.06	0.04	200%	1%	0.26	6%
ADF	1.18	1.25	0.07	6%	16%	0.44	11%
BADEA	0.04	0.05	0.01	25%	1%	0.05	1%
EIB	0.08	0.09	0.01	13%	1%	0.06	1%
IDA	2.97	3.08	0.11	4%	40%	1.16	29%
IDB	0.08	0.15	0.07	88%	2%	0.37	9%
NDF	0.06	0.06	-	0%	1%		
OPEC FUND	0.04	0.05	0.01	25%	1%	0.06	2%
IFAD	0.22	0.23	0.01	5%	3%	0.07	2%
PRIVATE BANKS	0.172	0.09	-0.08	-48%	1%	0.04	1%
PTA	0.167	0.04	-0.13	-76%	1%		
COMMERZ BANK	0	0.01	0.01	-	0%	0.04	1%
AKA	0.01	0.01	0.01	100%	0%	0.00	0%
STANDARD CHARTERED	-	0.05	0.05	-	1%	0.00	0%

Source: MoFPED

4.1 External Debt by Creditor Category

External debt stock composition by creditor type is dominated by multilateral creditors with 65 percent; Bilateral creditors hold 34 percent and Commercial banks with 1 percent of the stock. Commercial banks share is dominated by PTA & Standard Chartered Bank.

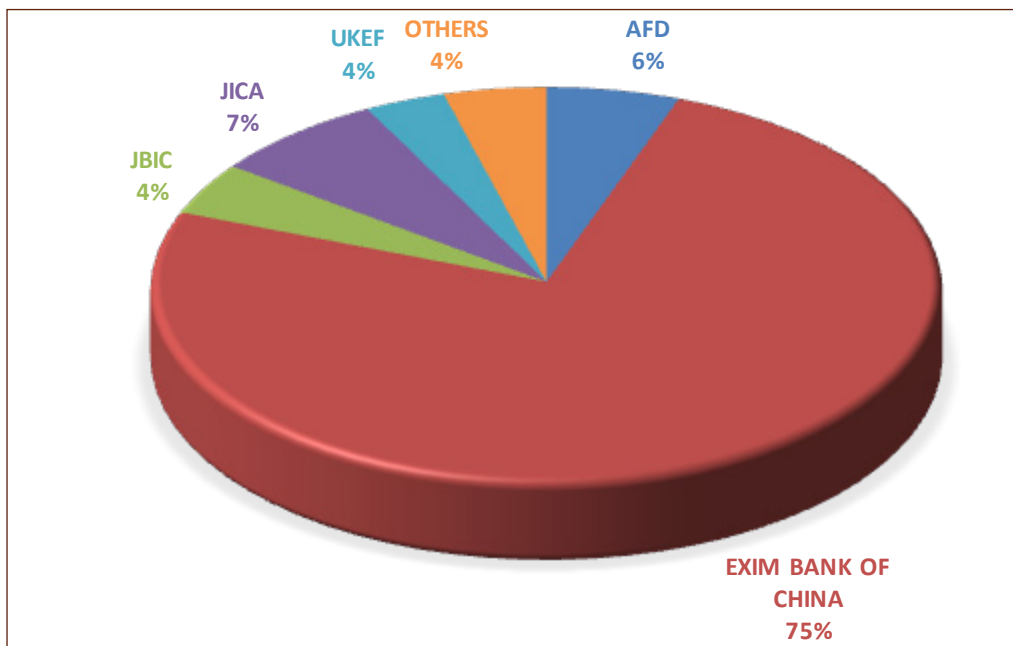
Fig 4.1: Stock Composition by Creditor Category



Bilateral creditors Composition

For Bilateral Creditors, the biggest proportion of the current stock is from China (75 percent) while AFD (France), UKEF (UK), Japan and others account for the 25 percent. The high stock of debt from China is largely due to the financing for Karuma & Isimba Hydro Power projects.

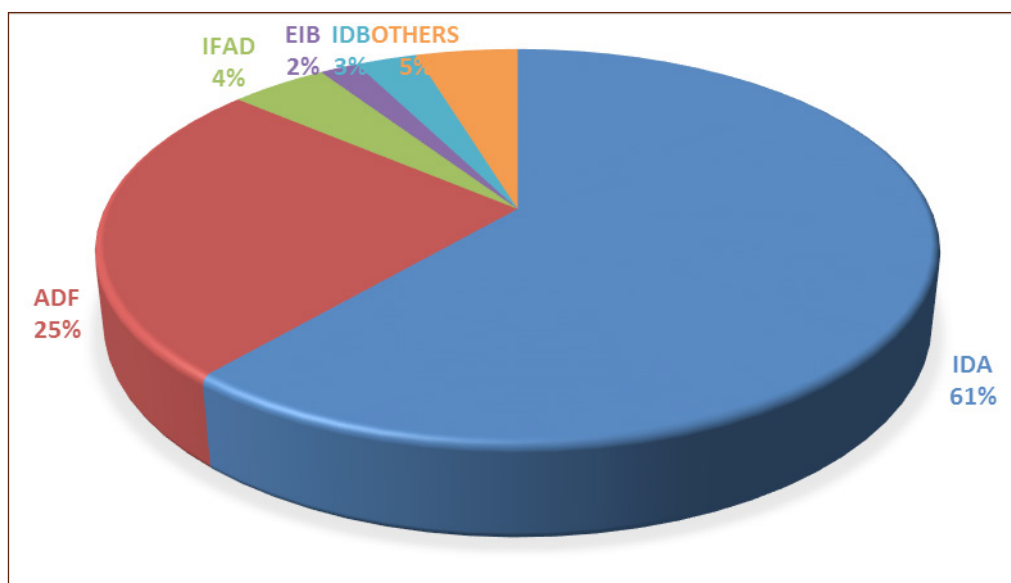
Fig 4.2: Stock of debt by Bilateral Creditors



Multilateral Creditors Composition

As has traditionally been the case and because of Government effort to borrow from mainly concessional sources, IDA and AfDF account for a combined total of 86 percent of the current debt stock. The other multilateral creditors are IDB, EIB and IFAD.

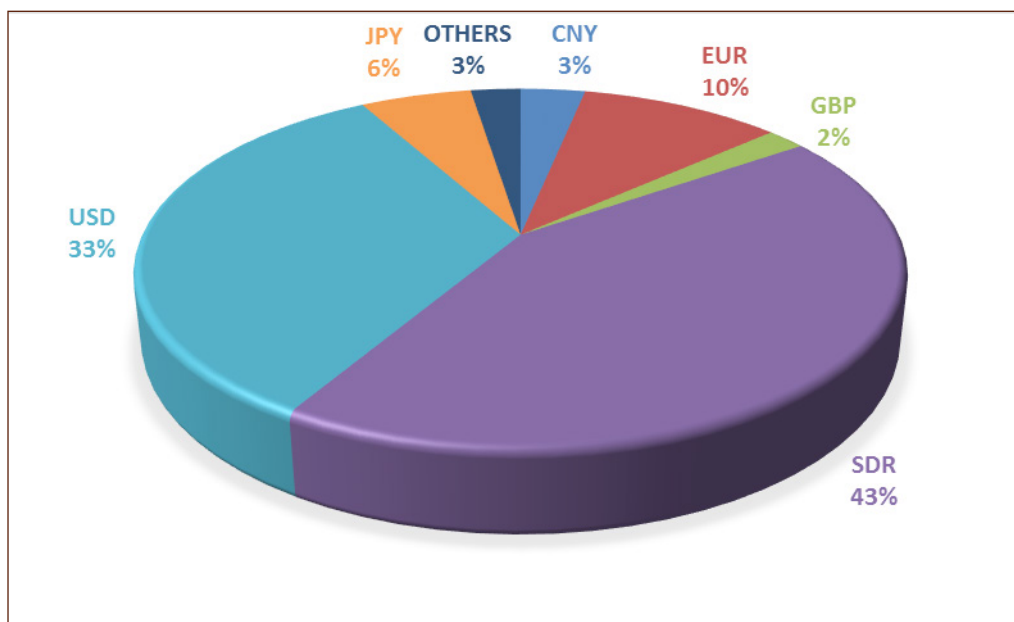
Fig 4.3: External Debt Stock composition of multilateral creditors



4.2 Currency Composition of External Debt

Because the current debt stock is largely from Multilateral Creditors, Uganda’s external debt stock is denominated mainly in SDR (43 percent) and USD (33 percent). However, because of the changing trends in the Development Cooperation arena, other currencies such as the EUR, GBP and JPY are slowly becoming prominent in the current external debts stock.

Fig 4.4: Currency Composition of External Debt



Note: The other borrowing currencies for Uganda are Korean Won, Iraqi Dinar, Islamic Dinar, Saudi Riyal and Kuwait Dinar.

4.3 Undisbursed Stock

The stock of undisbursed debt as at 31st December, 2018 amounted to USD 4.05 billion as compared to USD 4.48 billion as at end December 2017. The decrease in undisbursed stock is attributed to the improved performance of projects.

This committed debt is still held with the creditors until requested for by the implementing agencies. This amount is composed of three main categories;

- i. Newly approved and signed loans that are yet to fulfill the conditions precedent to disbursement and or yet to complete the procurement process for supply of goods and services.
- ii. Loans whose implementation is on-going (project implementation spans many years).
- iii. Loans that are yet to request for disbursements as per their respective implementation plans. Part of this stock is due to delayed implementation of some projects.

From the stock, Multilateral Creditors dominate the undisbursed loan stock with 61 percent, bilateral creditors are 38 percent and Commercial Banks with 1 percent of the total undisbursed stock. The bulk of undisbursed loan projects is composed of large infrastructure projects like; Kabaale International Airport, Busega-Mpigi Expressway, the Entebbe Airport Expansion project and the various power grid extension projects.

4.4 External Debt Service

During the month of December, total debt service amounted to UGX 99.14 billion (approx. USD 26.61 m). There was an increase in total debt service of UGX 22.62 billion (USD 6.27 m) from UGX 76.52 Billion (USD 20.34 m) in November 2018. The December debt service was dominated by PTA Bank in respect to the Committed Trade Facility loan (PTA) amounting to UGX 65.47 billion. Cumulative total debt service for FY 2018/19 amounted to UGX 626.60 billion (USD 165.57 m). Details are in table 4.2 below.

Table 4.2: Total Debt Service as at 31st December 2018

	TOTAL DEBT SERVICE PAID FOR NOVEMBER 2018	PRINCIPAL PAID FOR DECEMBER 2018	INTEREST PAID FOR DECEMBER 2018	TOTAL DEBT SERVICE PAID FOR DECEMBER 2018	CUMMULATIVE TOTAL DEBT SERVICE PAID FOR FY 2018/19
	(UGX M)	(UGX M)	(UGX M)	(UGX M)	(UGX M)
G.TOTAL	76,526.71	85,424.14	12,830.38	99,144.53	626,604.92
BILATERAL	42,689.39	3,025.32	367.46	3,604.94	184,632.26
AFD	1,300.22	2,848.33	332.71	3,181.04	17,726.86
EXIM BANK OF CHINA					117,362.73
EXIM BANK S KOREA					620.94
JBIC	37,926.00				37,926.00
JICA			14.14	14.14	1,385.38
KFW	814.23			212.15	1,108.50
KUWAIT FUND	1,330.14				4,220.44
MIN FOR AFF AUSTRIA	1,268.92	177.00	20.62	197.61	2,144.23
SAUDI ARABIA FUND	49.89				1,177.88
UKEF					959.31



	TOTAL DEBT SERVICE PAID FOR NOVEMBER 2018	PRINCIPAL PAID FOR DECEMBER 2018	INTEREST PAID FOR DECEMBER 2018	TOTAL DEBT SERVICE PAID FOR DECEMBER 2018	CUMMULATIVE TOTAL DEBT SERVICE PAID FOR FY 2018/19
COMMERCIAL BANKS				13.45	3,973.50
AKA					135.91
COMMERZBANK					711.15
STANDARD CHARTERED				13.45	3,126.44
MULTILATERAL	33,837.32	82,398.81	12,462.92	95,526.14	437,999.15
ADB			440.16	440.16	1,372.73
ADF	3,924.07		2.95	551.10	30,120.67
BADEA	30.25	308.36	382.95	691.31	4,290.34
EIB	6,022.19		348.46	348.46	6,932.10
IDA	9,914.29	13,326.25	6,759.43	20,085.67	101,784.54
IDB				67.75	1,045.51
IFAD	1,501.09	5,575.67	2,308.60	7,884.27	14,310.27
NDF	4,635.33				4,635.33
OPEC FUND	263.51				7,457.83
PTA	7,546.58	63,188.54	2,220.37	65,457.42	266,049.85

Source: MoFPED

5.0 New External Financing

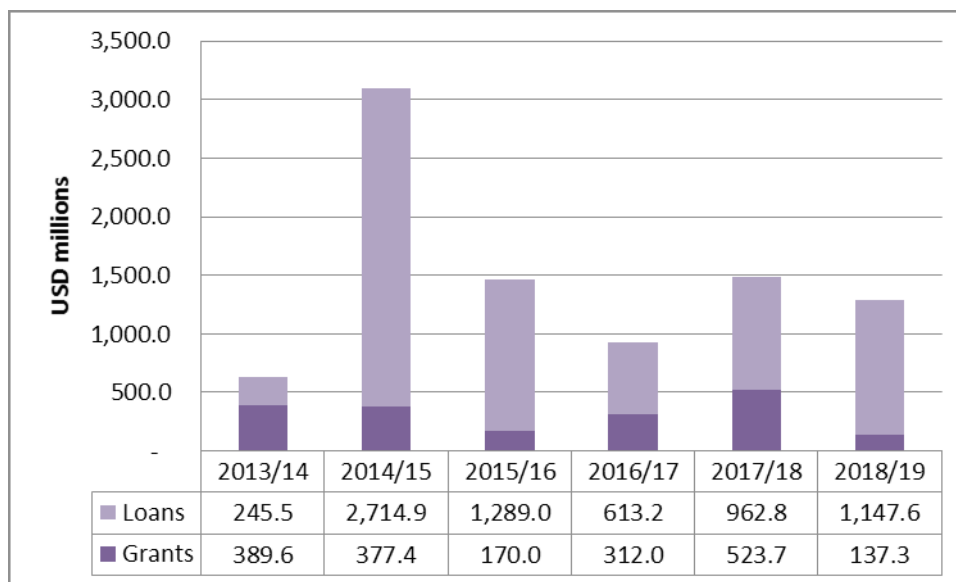
During FY 2018/19 reported period, USD 1.28 billion was mobilised in form of external financing. Of this, USD 1.15 billion (89 percent) were in form of loans and USD 0.13 billion (11 percent) in form of grants.

Overall there has been a reduction in new external financing. Compared to FY 2017/18, there was a 14% reduction in the total amount of new financing from USD 1.49 billion to USD 1.28 billion. This reduction was mainly attributed to the 26 percent drop in grant financing as can be observed in figure 5.1 below.

5.1 Trends in new external financing

Over the years, commitments of new external financing to Uganda has been volatile as can be seen in the graph below.

Fig 5.1: Trends in new external resources from FY 2013/14 to FY 2018/19¹



The decline in the grant financing is partly due to Bilateral DPs preference to channel their assistance outside the government systems. The loans approved in the financial year were scrutinized by the different levels of Public Investment Management Systems (DIMS) framework and are in line with the national priorities as spelled out in the Second National Development Plan.

5.2 New loans approved by Parliament in FY 2018/19

The Public Finance and Management Act 2015 Section 36 (5) states that, “With the exception of a loan raised for the purpose of subsection (2) (b) or a loan raised through issuance of securities, the terms and conditions of a loan raised by the Minister shall be laid before Parliament and the loan shall not be enforceable except where it is approved by Parliament, by resolution.”

In line with the above, Loans that were approved in FY 2018/19 by Parliament are listed in Table 5.1 below.

¹ New external financing for FY 2018/19 is as at 31st March 2019

**Table 5.1: Loans approved by Parliament in FY 2018/19 as at 31st March 2019**

	Creditor	Project Name	Sector	Amount (USD m)	Parliament Approval date
1.	IFAD	Support to National Oil Palm Project (NOPP)	Agriculture	75.8	6-Sep-18
2.	AfDF	Agricultural Value Chain Development Programme	Agriculture	77.0	25-Sep-18
3.	China Exim Bank	The National Science, Technology and Engineering Skills Development Project-	Science Technology and Innovation	84.7	26-Sep-18
4.	IDA	Additional Financing Municipal Infrastructure Development (USMID)	Lands, Housing and Urban Development	335.0	5-Dec-18
5.	AfDF	Strategic Towns Water Supply and sanitation project	Water and Environment	61.6	18-Dec-18
6.	IDB	Local Economic Growth Support (LEGS) Project	Public Sector Management	33.0	19-Dec-18
7.	IDA	Integrated Water development and Management project	Water and Environment	251.0	19-Dec-18
8.	AFD	Support to the Kampala Water Lake Victoria Water and Sanitation (KW-LVWATSAN) Project II	Water and Environment	127.5	20-Dec-18
9.	AFD	Development of Water and Sanitation Infrastructure for the South Western Cluster (Mbarara-Masaka)	Water and Environment	102.0	20-Dec-18
TOTAL				1,147.6	

Source: MoFPED

In addition to the above loans, Parliament also approved new terms for two (2) IDB loans as shown in table 5.2 below. This arose as a result of change in terms by IDB Board from Istisna'a to Instalment Sale. The change was triggered by IDB Board realising that Istisna'a was not in line with Sharia Law.

Table 5.2: Loans with amended terms approved by parliament

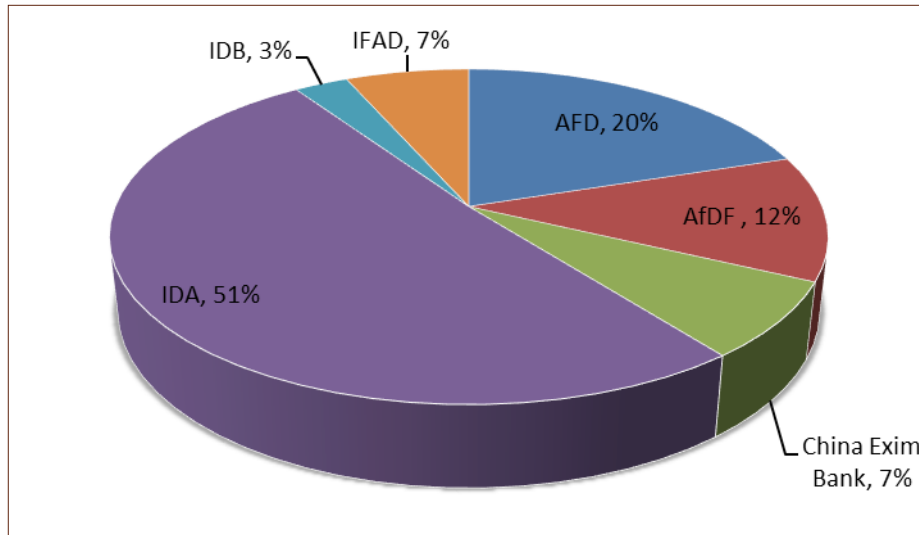
Creditor	Project	Sector	Amount (USD M)	Parliament Approval Date
IDB	Upgrading of the Rwenkunya-Apac-Lira-Acholibur Road	Works and Transport	210.0	23-Jan-19
IDB	Upgrading of Muyembe-Nakapiripirit Road	Works and Transport	110.0	23-Jan-19

Source: MoFPED

5.2.1 New loans approved by Creditor

The International Development Association (IDA) of the World Bank was the dominant creditor in FY 2018/19 with 51 percent of the total loans approved by Parliament. This was followed by French Development Agency (AFD) with 20 percent whose support in FY 2018/19 was mainly towards Water and Environment sector. The breakdown of loans by creditor is illustrated in Fig 5.2 below.

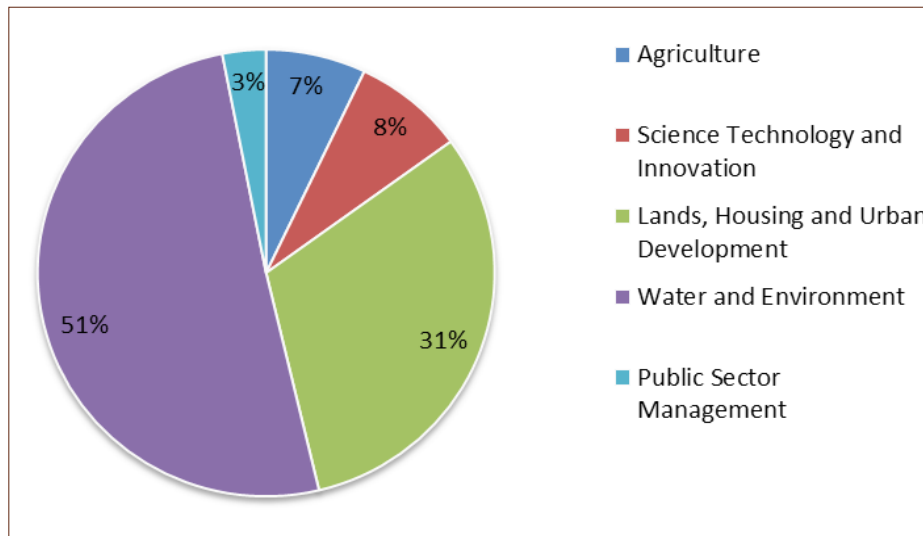
Fig 5.2: New loans approved by parliament by creditor as at 31st March 2019



5.2.1 New Loans approved by Sector

During FY 2018/19, 47 percent of the new loans approved by parliament were directed towards the water and environment sector. This is mainly to improve on water supply and improve sanitation in different parts of the country.

Fig 5.3: New loans approved by parliament by sector as at 31st March 2019



Lands, Housing and Urban Development Sector comprised of 31 percent of the loans approved as can be seen from Fig 5.3 above. This is mainly for USMID additional financing whose main objective is to enhance the institutional performance of program Local Governments to improve urban service delivery.

5.2.1 New Loans approved by Parliament after the publication of FY 2017/18 report

This report is required by the PFM Act (2015) to be tabled before Parliament by 31st March each year and therefore loans approved in the last quarter of the financial year are reported in this section.

Parliament approved one loan in the last quarter of FY 2017/18 and this was towards the energy sector from the China Exim Bank as is shown in the table below.

**Table 5.3: Loans approved after production of the FY 2017/18 Report of March 2018**

	Creditor	Project Name	Sector	Amount (USD M)	Parliament Approval date
	China Exim Bank	Bridging the Demand Supply Balance Gap through Accelerated Rural Development Programme. Distribution of electricity to the remaining 287 sub counties	Energy and Mineral Development	212.7	24-Apr-18

Source: MoFPED

5.3 Pipeline loans

Pipeline projects are those that have been agreed upon and have been prioritized for financing. In this section, we list the projects that are pending cabinet clearance or parliamentary approval as shown in table 5.4 below.

Table 5.4: Loans at various stages of clearance

	Creditor	Project Name	Sector	Amount (USD M Equivalent)	Status
1.	Saudi Fund	Construction and Equipping of Technical Institute for vocational Education and Training project – Phase II	Education and Sports	16.20	In Cabinet for clearance
2.	Spain	Airborne Geophysical Surveys and Geological Mapping of Karamoja Regional Project	Energy and Mineral	23.28	In Cabinet for Clearance
3.	AfDB, AFD	Kampala Jinja Express Highway	Works and Transport	332.45	In Cabinet for Clearance
4.	China EXIM	Development of Oil roads Lots 1 – 3	Works and Transport	456.37	In Cabinet for Clearance
5.	Korea EXIM Bank	Development of Irrigation Schemes in Mbale, Budaka, Butaleja, Unyama, Namalu and Sipi Regions Project	Water and Environment	30.00	In Cabinet for Clearance
6.	BADEA	Development of Irrigation Schemes in Mbale, Budaka, Butaleja, Unyama, Namalu and Sipi Regions Project	Water and Environment	15.00	In Cabinet for Clearance
7.	IDB	Development of Irrigation Schemes in Mbale, Budaka, Butaleja, Unyama, Namalu and Sipi Regions Project	Water and Environment	90.00	In Cabinet for Clearance
8.	IDB	Support the Technical and Vocational Education and Training Support Project	Education and Sports	45.00	In Parliament for approval
9.	IDA	Strengthening Social Risk Management And Gender-Based Violence Prevention And Response Project	Public Sector Management	40.00	In Parliament for approval

	Creditor	Project Name	Sector	Amount (USD M Equivalent)	Status
10.	IDA	Program for results for Intergovernmental Fiscal Transfers Program (UgIFT) FOR Results	Education and Health	200.00	In Parliament for Approval
11.	KfW	Agago- Gulu Transmission Line Project	Energy	45.15	In Parliament for approval
12.	SCB	National CCTV Network Expansion Project	Public Administration	104.00	In Parliament for approval

Source: MoFPED

5.4 Creditor terms

Government of Uganda has for several years borrowed from mainly multilateral and bilateral Development Partners. Five major Multilateral DPs include; IDA, AfDB/F, IDB, IFAD and BADEA. The major bilateral creditors have been China, Japan, Germany, France and Korea.

Government continues to prefer contracting loans on concessional terms to support social sector development projects and infrastructure projects. However, some non-concessional windows have mainly been considered for priority infrastructure projects.

The table 5.5 below shows lending terms for the different Creditors that Uganda borrowed from over the period under review.

Table 5.5: Creditor Terms for loans approved by Parliament by March 2019-FY 2018/19

Donor	TERMS				
	Maturity Period	Grace Period	Interest rate	Commitment Charges (p.a)	Management Charges (upfront)
IDA	38	6	0.75%	0.50%	
AFD (France)	20	7	1.25%	0.50%	
AfDF	40	10	0.75%	0.50%	
IFAD	40	10	0.75%		
CHINA-EXIM BANK	15	4	6-month USD Libor + 300bps	0.50%	0.50%
IDB (Instalment sale)	20	4	USD mid swap		
IDB	25	7	1.50%		

Source: MoFPED

5.5 New Grants signed in FY 2018/19

In FY 2018/19, a total of USD 137.29 million was received from DPs. This represents a decline of 75 percent as compared to the grants received in FY 2017/18. The highest amount was received from IDA of approximately USD 61.68 million as shown in table 5.6 below.

Table 5.6: New Grants signed in as at 31st March 2019

	Development Partner	Agreement Title	Sector	Signature Date	Amount (USD M Equivalent)
1.	IDA	Uganda Reproductive, Maternal and Child Health Services Improvement Project	Health	16-Oct-18	9.44
2.	EU	Development Initiative for Northern Uganda through the rehabilitation of Tororo-Gulu Railway	Works and Transport	17-Oct-18	24.91
3.	IFAD	National Oil Palm Project	Agriculture	29-Nov-18	1.21
4.	EU	EAC Market Access Upgrade Programme	Agriculture	14-Dec-18	4.16
5.	Norway	Strengthening Management of Oil and Gas sector III	Energy	19-Dec-18	12.40
6.	KfW	Construction of Muzizi Hydro Power Plant	Energy	21-Dec-18	22.09
7.	IDA	Additional Financing for Uganda Support to Municipal Infrastructure Development Program	Lands, Housing and Urban Development	25-Feb-19	24.07
8.	IDB	Local Economic Growth Support Project	Public Sector Management	25-Feb-19	10.00
9.	JICA	Improvement of Traffic Control in Kampala City (Detailed design)	Public Administration	26-Feb-19	0.84
11.	IDA	Integrated Water Management and Development Project	Water and Environment	4-Mar-19	28.17
TOTAL					137.29

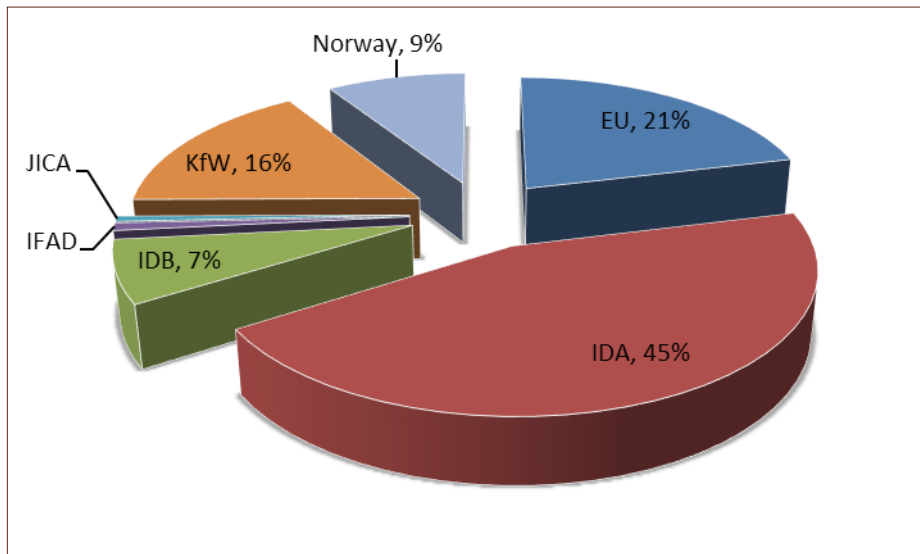
Source: MoFPED

5.5.1 New grants signed by Development Partner

As at 31st March 2019, IDA was the largest contributor to grants received in FY 2018/19, with 45 percent of the total grants received. This support has been from the refugee window mainly towards Municipality

infrastructure development as well as water management targeting the refugee host communities.

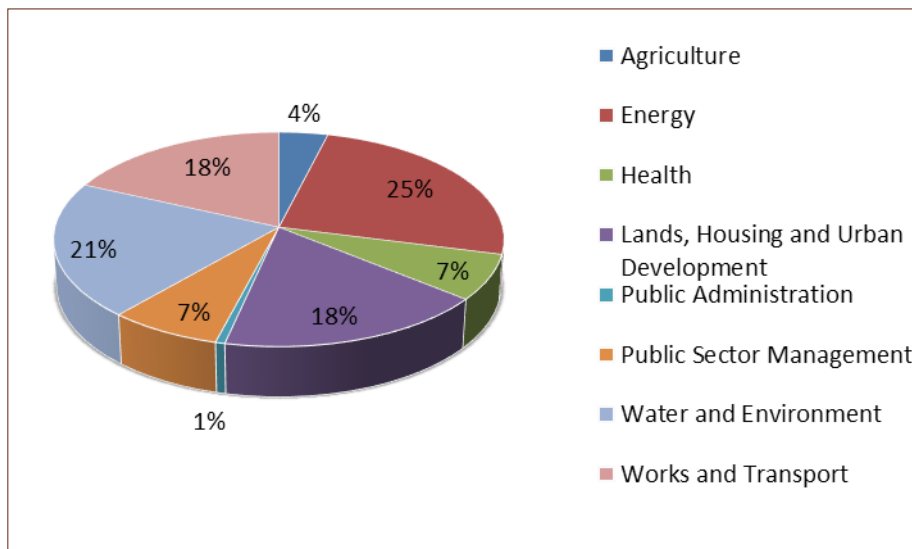
Fig 5.4: Grants signed in FY 2018/19 by Development Partner



5.5.1 New grants signed by Sector

Energy and Mineral development sector received the highest amount of grants in FY 2018/19 as at 31st March 2019, with 25 percent out of the total amount. This was followed by Lands, housing and urban development and Works sectors each getting 18 percent of the total.

Fig 5.5: Grants signed in FY 2018/19 by Sector



5.5.1 MDAs authorised to receive grants on behalf of government

Section 44 of the Public Finance Management Act, 2015 authorizes only the Minister responsible for Finance to receive grants on behalf of the Government of Uganda. However, the same article allows the Minister responsible for Finance to provide exceptions to subsections (1) and (2).

Table 5.7 below shows the list of agencies that received authority to contract grants on behalf of government in FY 2018/19

Table 5.7: List of MDAs that received authority to receive grants by March 2019

Institution/MDA	Amount (USD Equivalent)	Number of projects
KCCA	1,363,127	3
Kyegegwa District Local Government	69,472	1
Lira University	46,055	1
MoLHUD	350,763	1
MoTWA	103,500	1
Muni University	241,023	3
MUST	2,970,116	25
Uganda Trypanosomiasis Control Council	95,260	1
Grand Total	5,239,317	36

Source: MoFPED

Details of these projects is listed in Annex 4

6.0 Guarantees and Contingent Liabilities

6.1 Explicit Contingent Liabilities: GoU Loan Guarantees as at end December 2018

6.1.1 GoU loan guarantees

There are 7 active loan guarantees in total. IDB is the top guaranteed creditor, followed by BADEA. IUIU and Uganda Development Bank Limited (UDBL) were the biggest guarantee beneficiaries as shown in Table 6.1 below.

The total amount guaranteed to amount USD 55.1 million. The exposure to disbursed and outstanding guaranteed debt as at December 2018 amounted to USD 19.9 million (UGX 75 billion), indicating a 143% increase compared to USD 8.2 million (UGX 29.8 billion) as at December 2017. This increase is mainly attributed to the disbursements of the BADEA and IDB loans to UDBL.

Table 6.1: Performance of GoU loan guarantees as at end December 2018

Creditor	Project	Beneficiary	Year of Signature	Guaranteed Amount of the Loan (in USD)	Exposure: Disbursed & Outstanding as at December 2017 (in USD)	Exposure: Disbursed & Outstanding as at December 2018 (in USD)
IDB	Student hostel project	IUIU	2004	4,302,676	2,612,721.75	2,328,134.88
IDB	Student hostel project-additional financing	IUIU	2010	983,888	792,317.87	727,675.63
IDA	E.A trade & transport facilitation	Rift Valley Railways	2006	10,000,000	-	-
BADEA (Trade Finance)	To finance import transactions from Arab countries to UDBL's eligible clients in Uganda	UDBL	2017	10,000,000	3,000,000	8,076,000
BADEA (Private Sector Development)	Private sector projects and trade transactions in the republic of Uganda	UDBL	2017	6,000,000	1,800,000	5,782,000
IDB	Private sector projects and trade transactions in the republic of Uganda	UDBL	2017	10,000,000	-	3,000,000
IDB	Construct a faculty of engineering, upgrade the library and purchase ICT equipment	IUIU	2018	13,790,000		
Total				55,076,564	8,205,040	19,913,811

Source: MoFPED

Note: Exposure is the Disbursed and Outstanding debt of the entity

6.1.2 Called Guarantees

No guarantees were called in FY 2018/19 as at 31st March 2019

6.1.3 Approved Guarantees during FY 2018/19

Two guarantees, totalling to USD 20 million were approved in FY 2018/19 as at 31st March 2019. The two loans are for UDBL from Exim Bank of India and AfDB. The Guaranteed loans approved in FY 2018/19 are shown in Table 6.2 below.

Table 6.2: Approved Guarantee loans during FY 2018/19

CREDITOR	PROJECT	BENEFICIARY	Proposed Guaranteed AMOUNT OF LOAN \$	Parliament Approval date
EXIM Bank of India	Line of credit to UDBL	UDBL	5,000,000	12-Feb-19
AfDB	Line of credit to UDBL	UDBL	15,000,000	12-Feb-19
Total			20,000,000	

Source: MoFPED

6.2 Implicit Contingent Liabilities as at June 2018

The section has a lag of year because the data and analysis done is based on the externally audited accounts for the respective institutions of the previous fiscal year.

6.2.1 Non-Guaranteed Debt and other liabilities of State-Owned Enterprises (SoEs) and Extra Budgetary Units (EBUs)

i. Disbursed and Outstanding debt of SoEs and EBUs

As at June 2018, the stock of debt (direct domestic and external borrowing plus on-lent) of public entities amounted to UGX 8,009 billion (USD 2.06 billion), indicating a 35 percent increase from UGX 5,950 billion (USD 1.66 billion) as at June 2017. The increase was mainly attributed to the disbursements for the GoU on-lent loans to SoEs in the energy sector. It should be noted that 78 percent of the total borrowing in June 2018 was attributed to GoU on lending, followed by 20.7 percent from direct domestic creditors (including overdrafts & lease facilities) and 1.2 percent from external creditors. However, the total debt to assets ratio decreased from 25 percent to 20.3 percent, as total assets increased significantly. Annex 1 presents the list of the SoEs and EBUs represented by these numbers.

Table 6.3: Non-Guaranteed Debt and Other Liabilities of SOEs and EBU

All in UGX millions	Financial years	
	June 2017	June 2018
Domestic borrowing	2,170,195	1,635,444
External borrowing	80,515	99,850
Other debt (including, lease contracts and overdrafts)	13,944	18,574
GoU on-lent	3,685,256	6,255,813
Total outstanding debt including GoU on-lent loans	5,949,910	8,009,681
Total debt excluding GoU on-lent loans	2,264,654	1,753,868
Debt ratio (Total debt/total assets)	25.02%	20.26%
Liabilities from grants and GoU contributions	1,362,214	2,496,609

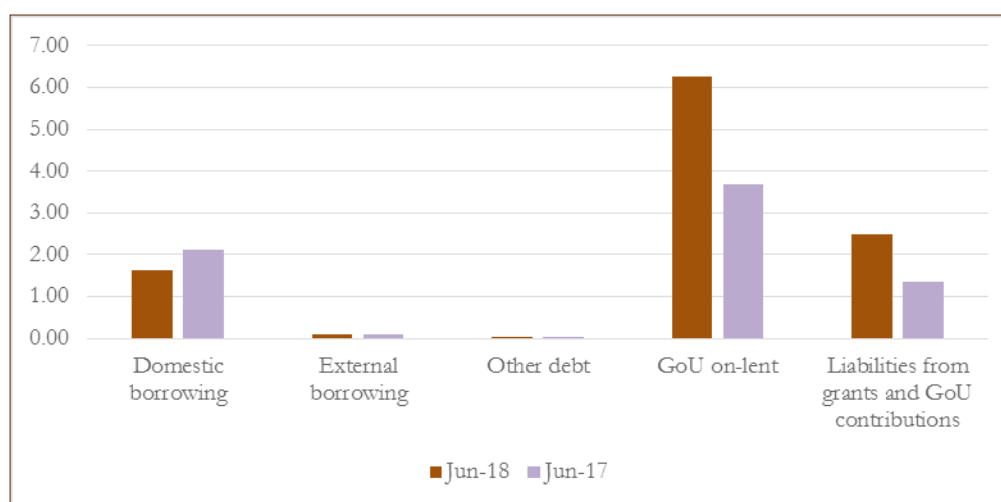
Source: MoFPED

ii. Stock of GoU on-lent loans

The stock of on-lent loans increased by 70 percent from UGX 3,685 billion as at June 2017 to UGX 6,256 billion as at June 2018. The on-lent loans provided to Uganda Electricity Generation Company Limited and Uganda Electricity Transmission Company Limited accounted for more than 94 percent of the total stock. The financing has mainly been provided for the development of priority energy generation and transmission projects.

iii. Grants & GoU contributions

Liabilities of public entities from subsidies, grants and GoU contributions amounted to 2,496 billion at end December 2018 indicating an 83 percent increase from UGX 1,362 as at the end of June 2018. The dependency of the public entities on these central government financial sources decreased from 18 percent in June 2017 to 9 percent in June 2018. While also the percentage of loss-making entities decreased from 36 percent to 25 percent in one year, the number of loss-making public entities is still high.

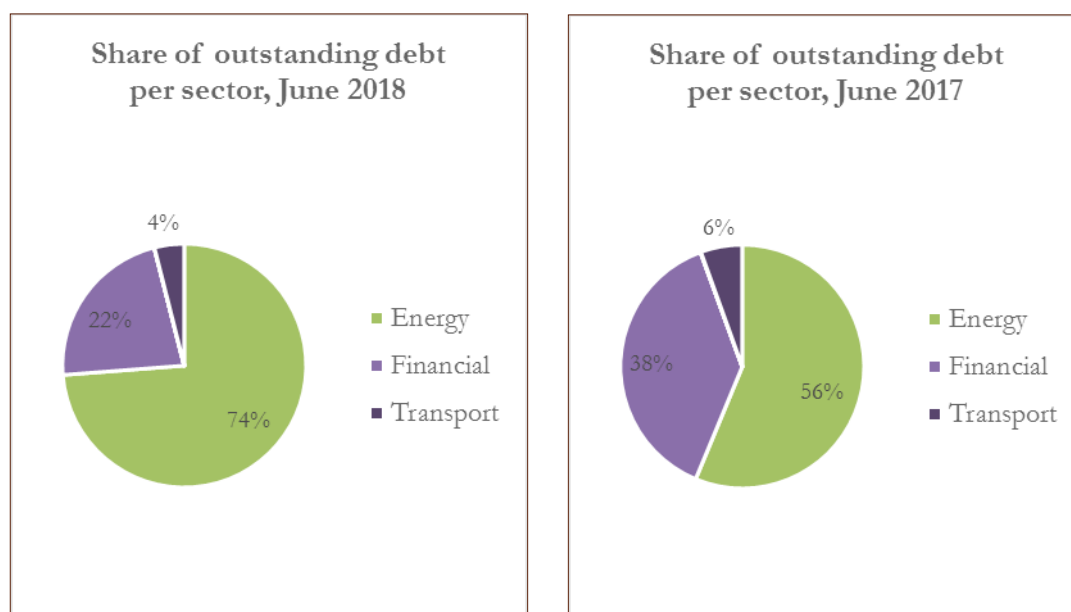
Fig 6.1: Distribution of debt and other liabilities of SoEs & EBU in UGX trillion


iv. Distribution by sector of public entities



The energy, financial and transport accounted for almost all debt liabilities as at end June 2018. The energy sector constituted the largest portion of outstanding debt amounting to 74 percent attributed to GoU on-lending, followed by the financial sector (22%) and the transport sector (4%).

Fig 6.2: Distribution by sector of SoE debt (direct plus on lending)



6.2.1 Non-Guaranteed Debt and other liabilities of Local Governments

In financial year 2017/18, the debt stock for Local Governments (LG) stood at UGX 25.6 million indicating a 7.9 percent increase from UGX 23.75 million as at financial year 2016/2017. The other liabilities amounted to UGX 44 billion at June 2017 and 36.8 billion as at June 2017. From the observed numbers it is noted that LG debt poses the lowest fiscal risk compared to guarantees, SoEs and EBUs.

Table 6.4: LG Liabilities by Category

Category	June 2017 (UGX Mn.)	June 2018 (UGX Mn.)
Domestic Loans	23.75	25.61
External Loans	-	-
On lending by GoU	-	-
Total outstanding debt including GoU on-lent	23.75	25.61
Current liabilities (including payables)	29,246.94	33,573.03
Other debts (including lease contracts and overdrafts)	1,024.57	885.00
GoU contributions	442.68	-
Capital grants	-	-
Pension Liabilities	13,298.74	2,304.34
Total (Other current liabilities)	44,012.93	36,762.37

Source: MoFPED

6.3 Contingent liabilities from Public Private Partnerships (PPPs)

As at end December 2018, none of the PPP projects entered into after the enactment of the PPP Act 2015 had yet reached commercial or financial close. Therefore, GoU is not exposed to any fiscal commitments and contingent liabilities from these projects. However, it should be noted that the GoU has entered into other PPP projects before the enactment of the PPP Act 2015, including the Bujagali Hydropower Generation project, Eskom Generation Concession, Umeme Power Distribution Concession, Kalangala Infrastructure Services, Kampala Serena Hotel, Kilembe Copper Mine Concession. These projects continue to be implemented and monitored via the legal regime under which they were originally undertaken.

The following six PPP projects are under the PPP Act 2015 as at end December 2018.

i. Kampala- Jinja Express Way Toll Project

The Kampala Jinja Expressway (KJE) is the first project to be registered under the Unit. The project entails the construction of a tolled expressway between Kampala and Jinja. The PPP used will cover the design, construction, finance, operation and transfer of the facility. The Uganda National Roads Authority (UNRA) will be seeking bids from the private sector for this project. A feasibility study carried out by International Financial Corporation (IFC) was approved by the PPP Committee in December 2017. The estimated cost of the project is USD 1.2 billion with the GoU contributing a viability gap funding of approximately USD 400 million, provided by the EU, AFD and AfDB.

A request for qualification was launched on 18 May 2018 and bids from eight firms were received in September 2018. Following the evaluation of bids, four firms were shortlisted for the next stage of request for proposal.

ii. Mulago Car Parking Project

The Mulago National Referral Car Parking project aims at developing a modern car parking facility for Mulago Hospital at an estimated cost of USD 19.2 million. Mulago Hospital is currently in the process of procuring the services of a transaction advisor to support management in carrying out a feasibility study report as well as procuring a private party to implement the project.

iii. Kampala Waste Management Project

Waste management in and around Kampala City continues to be a challenge. At the moment, Kampala Capital City Authority (KCCA) runs the collection and disposal of waste in the city. KCCA has acquired 135 acres of land located in Dundu in the Mukono District to undertake a project seeking to establish an integrated waste disposal, treatment, materials and resource recovery facility to optimize waste management. The estimated cost of the project is USD 64.3 million and a feasibility study for the project is ongoing.

iv. Redevelopment of Uganda National Cultural Centre (UNCC) Properties

The project comprises of the redevelopment of UNCC's prime property, located at the National Theatre and Nommo Gallery. The property has to be developed into an ultra-modern cultural centre with three theatres, resource centre, crafts centre, recreation centre, art gallery, office space and a 5-star hotel. The estimated project cost is USD 174.3 million. The project is currently at the preparation of a feasibility study.

v. Redevelopment of National Council of Sports (NCS) Complex

The Project comprises of the redevelopment of the existing sports facilities and construction of new sports facilities, a health club, shopping centres, restaurants, etc. The estimated project cost is USD 19 million. NCS is currently in the process of procuring the services of a transaction advisor to support management in carrying out a detailed feasibility study report and procurement of a private party to implement the project.

vi. Redevelopment of Uganda Post Limited Properties

The project involves the redevelopment of the existing properties of Uganda Post Limited at a projected cost of USD 400 million. A feasibility study for the project is currently ongoing.

7.0 Technical Assistance

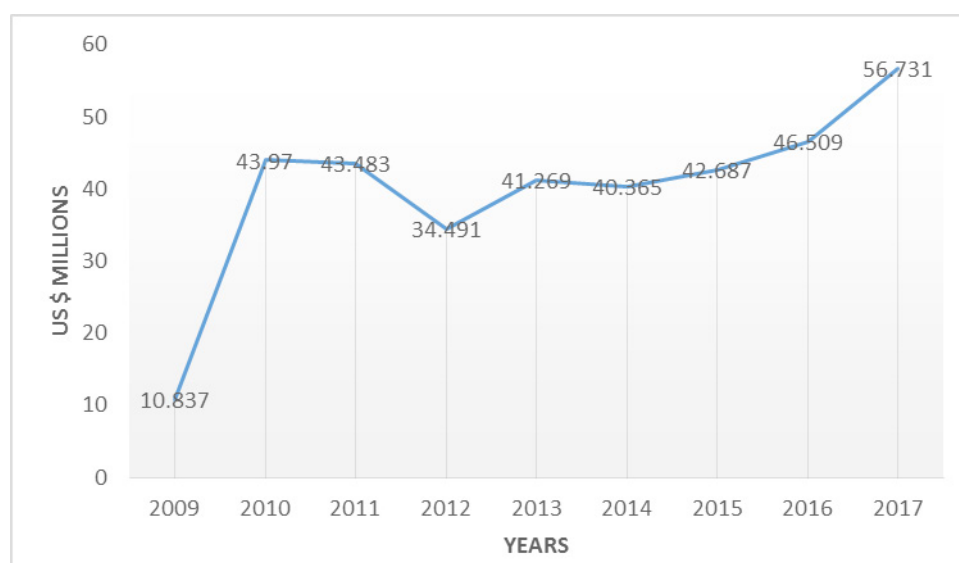
Technical Assistance (TA) in form of services of technical experts and trainings of mainstreamed staff continues to present an important share of ODA to Uganda. Government of Uganda developed a Technical Assistance policy in 1993 to guide the use, reporting and effectiveness of TA.

TA to Uganda has been in three forms: a) short term technical assistance for adhoc technical matters (less than 6 months); b) long term TA for policy advice or capacity building support, often experts based in ministries and agencies, financed through programmes or provided in-kind by a technical cooperation; c) Long-term technical assistance linked to externally financed projects, often in the form of project implementation support units.

Although a TA policy is in place, tracking the volume of TA to sectors continues to be a major challenge in Uganda as this forms as a component of overall Official Development Assistance (ODA) provided to the Sectors. The shortcomings alluded to above, are manifested as a result of under reporting from the sectors on TA support since it is often provided outside of government budgetary system. It is often managed by the Development Partners (DPs) while the sectors usually have a limited role in the procurement, recruitment and payment of TA experts.

As per the OECD data, there has been a continuous increase in gross disbursements of experts and technical assistance to Uganda since 2012. An amount of US\$ 56.73 million had been received as gross disbursements across sectors for calendar year 2017. This shows an increase of US\$10.22 from 2016. The figure below highlights total experts and other TA to Uganda for the last 9 years from the Development Assistance Committee (DAC) countries.

Fig 8.1: Gross Disbursement of Experts and TA to Uganda from 2009 to 2017



Source: OECD-DAC Creditor reporting system

To meet our development priorities, technical assistance should be driven by the recipients (based on the capacity needs and priorities of the benefiting Ministries, Departments, Agencies and Local Governments).

8.0 Performance and achievements of objectives of development assistance

8.1 Budgeted External resources vs Actual disbursements

For FY 2018/19, external funds (including both loans and grants) worth USD 1,953.99 million was approved for implementation of various projects in accordance with the drawn program work plans. As at end December 2018, 32.6 percent was disbursed against the total external resources budgeted and approved. Overall performance decreased tremendously compared to half year of FY 2017/18 which stood at 51.7 percent representing a decline of about 19.1 percent.

Table 8.1: Sector Disbursements as at 31st December 2018

Sector	Approved Budget FY 2018/19 (USD M)	Actual Disbursements (USD M)	Performance (%)
Accountability	62.61	10.07	16.08
Agriculture	63.53	32.17	50.63
Budget support	52.65	-	-
Education	83.32	32.90	39.48
Energy and mineral development	492.23	246.29	50.03
Health	260.36	44.58	17.12
ICT and national guidance	24.98	1.58	6.32
Lands, housing and urban development	36.03	6.54	18.15
Public sector management	182.61	20.51	11.23
Science, technology and innovation	30.11	-	-
Security	95.02	26.08	27.44
Social development	-	0.21	-
Tourism, trade and industry	3.18	-	-
Water and environment	84.10	117.58	139.80
Works and transport	483.19	97.91	20.26
Total	1,953.99	636.47	32.57
o/w Project Support	1,901.34	636.47	33.47

Source: MoFPED

Compared to FY 2017/18, there were huge deviations between the actual and planned disbursements across the board with exception of Sectors Agriculture, Energy and Mineral Development and Water and Works that performed above the 50 percent intent.

The decline in performance is mainly attributed to non-disbursements in key projects such as Busega - Mpigi Express High Way, Upgrading Mbale-Bubulo-Lwakhakha Road, Rural Electrification Project III, Mbarara Masaka Transmission Line which encountered delays to acquisition of right of way attributed to compensation disputes and lack of counterpart funds to pay off the Project affected persons.

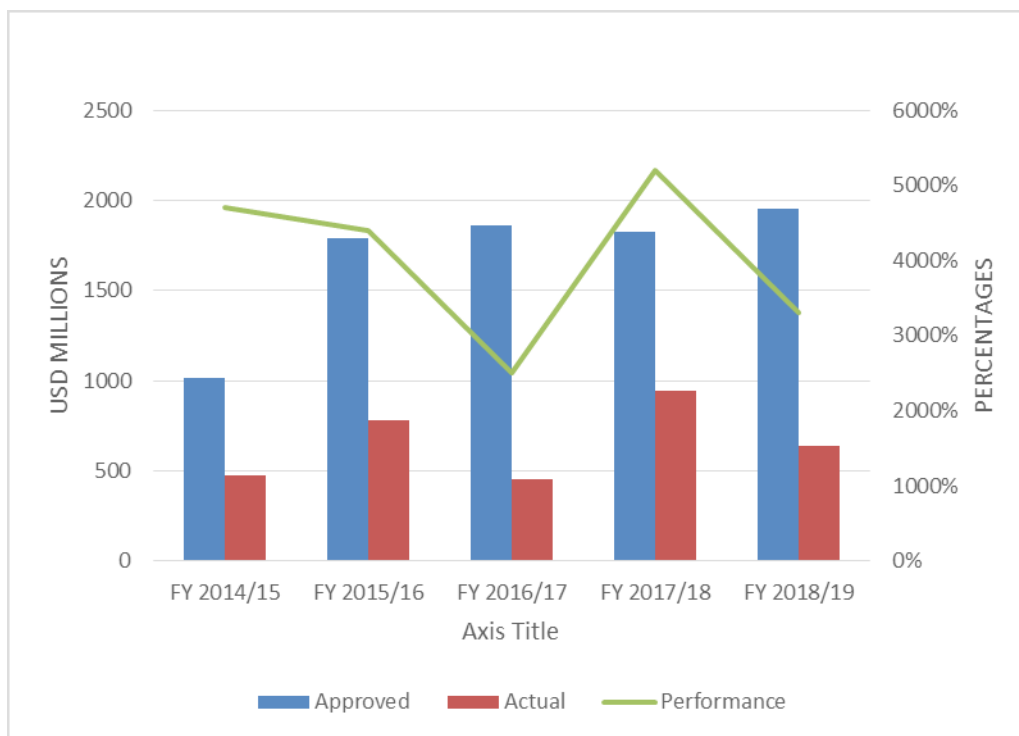
In addition to the above, projects still encounter implementation challenges that include: setting of ambitious and unattainable targets and indicators; delayed fulfilment disbursement conditions case in point is the Entebbe Airport Rehabilitation Project phase were disbursements were held during the FY; lack of commitment among the sector implementing agencies; poor project designs; committing of funds to non-ready designs, among others.

There are a number of new projects expected to disburse over the year in question but are yet to start disbursing case in point is the National Science, Technology, Engineering and Innovation Skills Enhancement Project (NSTEI-SEP), Bridging the Demand Supply Balance Gap through The Accelerated Rural Electrification Programme Project. These projects are yet to become effective.

8.1.1 Trend in Financial Performance of Development Assistance

Performance over the past five years confirms that actual outturns of external assistance project disbursements in sectors often fall short of their budget allocations. Deviations between actual and planned disbursements continue to be very large across the board as evidenced in the trends below. Joint portfolio reviews by MoFPED and Development Partners have highlighted that there are a number of projects which are suffering from delays in their implementation and where absorption capacity of sectors is a major challenge.

Fig 8.1: Trends in disbursements of Development assistance



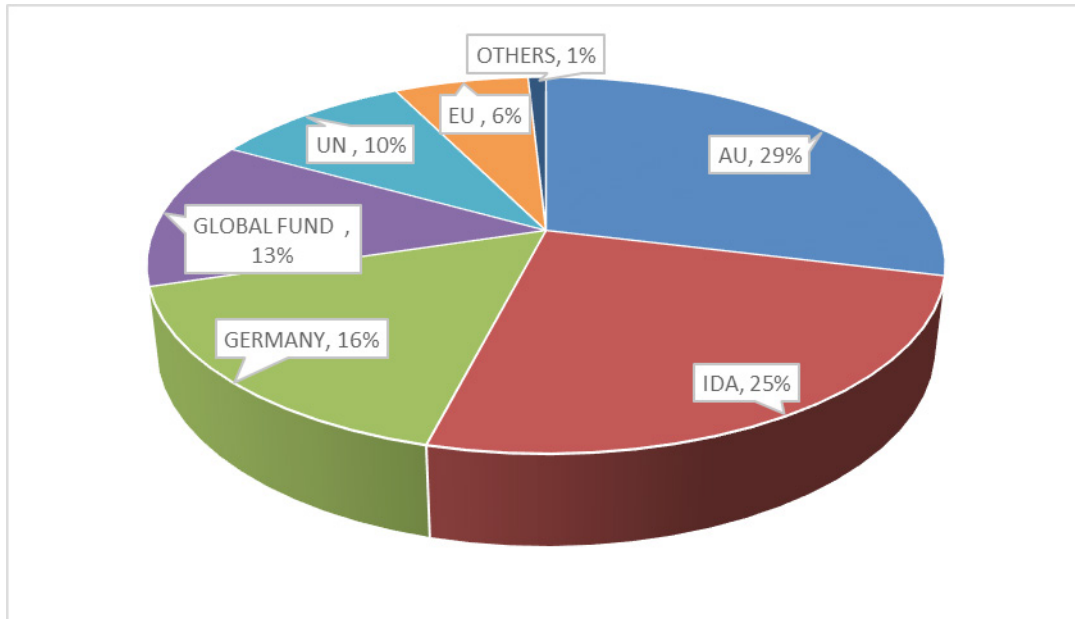
8.2 Grant Disbursements as at 31st December 2018

As at 31st December 2018, grants amounts totalling to USD 67.98 million had been disbursed accounting for 10 percent of the total external resources disbursed during FY 2018/19.

8.2.1 Grant Disbursements by Development Partner

Of the overall grant disbursements made during FY 2018/19, AU, Germany, IDA, Global Fund accounted for the largest share totalling to 79 percent while others that include EU, AfDB and Japan accounted for 21 percent respectively as indicated in the graph below.

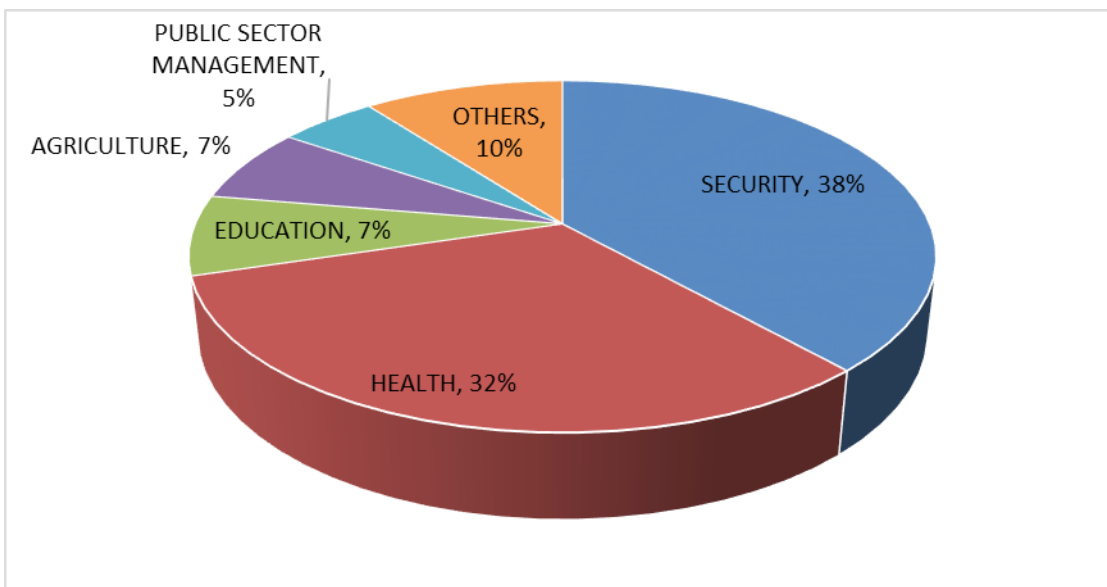
Fig 8.2: Grant Disbursements by Donor



8.2.1 Grant Disbursements by Sector

Security and Health sectors registered the greatest disbursement rate during FY 2018/19 accounting for 38 percent and 31 percent respectively. The 38 percent disbursement in Security is attributed to the disbursements by AMISON support security.

Fig 8.3: Grant Disbursements by sector as at 31st December 2018



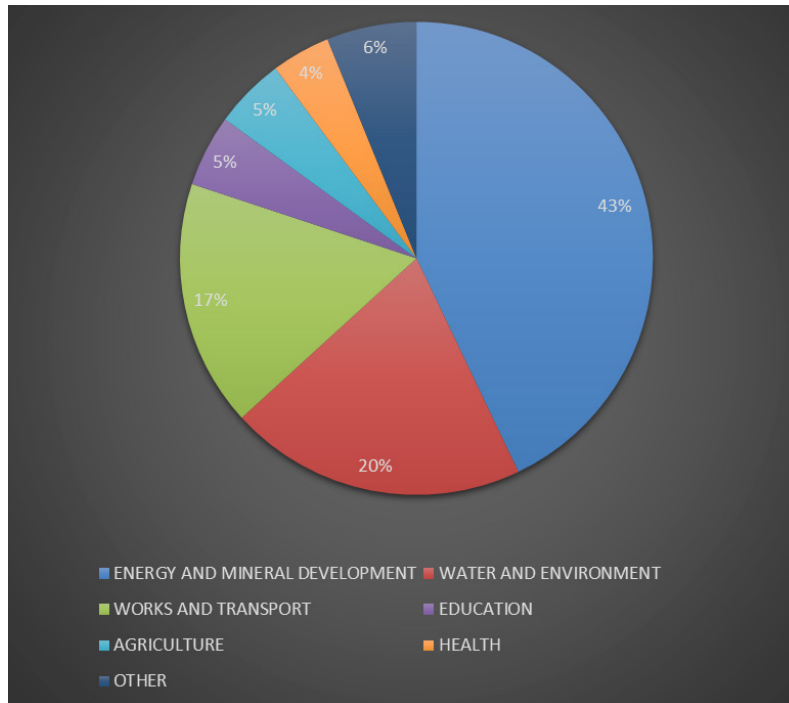
8.3 Loan Disbursements as at 31st December 2018

Loan disbursements have continued to increase over time as at end December 2018, disbursements stood at 89.3 percent compared to 87.5 percent attained during FY 2017/18. The increase has been attributed to the continuous monitoring of the agreed disbursement triggers as well as the quarterly meetings with project coordinators to fast track implementation of agreed action issues.

8.3.1 Loan Disbursements by Sectors

The Energy, Water and Environment and Work and Transport have continued to register highest loan disbursement as compared to others accounting for 42 percent, 20 percent and 16.8 percent respectively. This is because the key developmental projects belong to the above sectors.

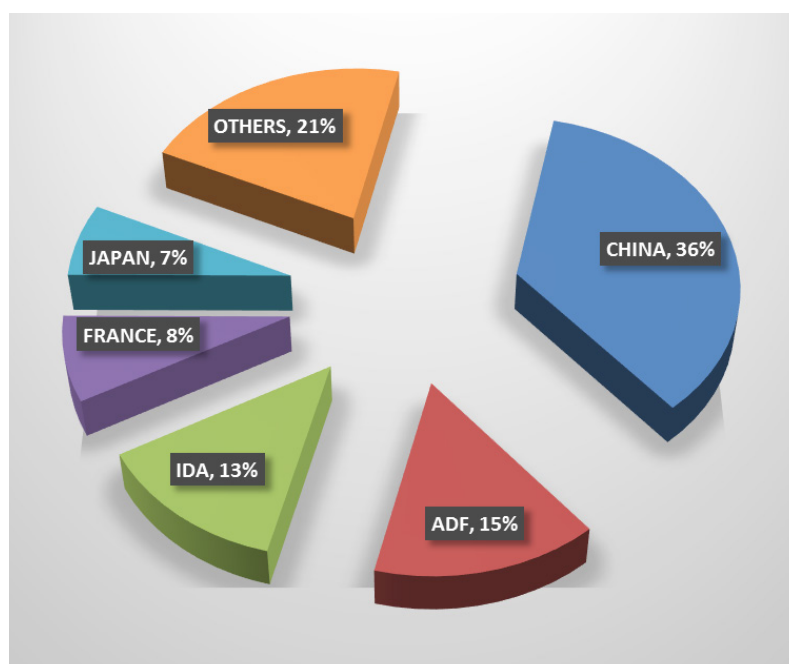
Fig 8.4: Loan disbursement by sector as at 31st December 2018



8.3.1 Loan Disbursements by Creditors

During FY 2018/19, 36 percent of the loan disbursements came from China, IDA accounted for 13 percent and 15 percent disbursements was realised by AfDF as indicated in the graph below.

Fig 8.5: Loan Disbursement by creditor during FY 2018/19



8.4 Measures to improve absorption and utilisation of external resources

In FY 2018/19, there has been remarkable improvement in disbursements which reflects possible relative achievement of project objectives that will eventually contribute to the country's target of attaining a middle income status by 2020.

In spite of the noted improvements in the disbursements, there is still need for continued progress and the following measures are recommended to be undertaken in the coming financial year and medium term.

The following measures will be undertaken in the coming financial year and medium term to address the issues of low absorption

- 1) Improve project selection, design, appraisal and analysis before the project is approved and sanctioned for funding. On this front, no new project will be considered for funding if it does not meet the requirements of the Project Implementation Management and the approval by the Development Committee. There has to be a feasibility study done confirming the economic and financial viability of the project and the MDA has to prove technical competence to implement the project.
- 2) Counterpart funding to projects has been prioritized and ring-fenced to enable MDAs undertake preparatory activities like ESIA, land acquisition, establishment of project implementation structures and preparation of necessary manuals to increase project readiness.
- 3) To avoid a challenge of Project land availability in terms of ownership, access and compensation, preference will be towards developing projects in sites where there are no encumbrances. Where inevitable, the MDA will be expected to accommodate compensation/resettlement of the Project Affected Persons (PAPs) within the MTEF. The MDA has to provide evidence that the PAPS have been identified. Chief Government Valuer's Office will be strengthened to address the inefficiencies attributed to compensation matters.
- 4) Strengthening of the negotiation capacity. Guideline for loan and Grant negotiations in Government have been approved by cabinet.
- 5) The Ministry of Gender and Social Development and National Environmental Management Authority (NEMA) are expected to ensure social and environmental issues are put in consideration during the project design.
- 6) DPs have been requested to support the development of capacities in procurement and finance within the sectors that are implementing projects. The Partners have also been urged to fasten the approval and issuance of no objections.
- 7) Accounting Officers are expected to strengthen contract/project monitoring systems. Accounting Officers who have experienced unsatisfactory project/programme implementation among others will not be reappointed in accordance to the PFM Act 2015.
- 8) One of the major reasons for slow performance is delayed approval by Parliament. On average projects take a minimum of 8 months in Parliament before approval compared to other countries in the region. The Ministry and respective MDAs are expected to provide technical support and required information to Parliament to enable them expedite reviews and approvals without compromising their mandate.

8.5 Alignment of Development Assistance to the NDP

The Paris Declaration on Aid Effectiveness 2005, the Accra Agenda for Action 2008, the Busan Commitment 2011 and Addis Ababa Action Agenda 2015, to which Uganda is a signatory, set common principles for all development actors that are key in making development cooperation effective. One of the main themes for these declarations is "Ownership". Countries determine their own development

strategies by playing a more active role in designing development policies, and take a stronger leadership role in coordinating development assistance. Development Partners commit to align their support to National Development Plans to the fullest extent possible.

The National Development Plan II (NDP II), second in a series of six five-year plans, has a major goal of propelling the country towards middle income status by 2020 through strengthening the country's competitiveness for sustainable wealth creation, employment and inclusive growth. The plan covers the period 2015/16 to 2019/20.

The NDP II prioritizes investment in three key growth opportunities which are: Agriculture; Tourism; Minerals, Oil and Gas, as well as two fundamentals: Infrastructure and Human Capital Development. The core projects highlighted under these areas in the NDP II and their status are in Table 8.2 below.

Table 8.2: Implementation of the Core projects highlighted in NDP II

Core Projects under NDP II	Status as at 31 st December 2018
Agriculture Priority Area	
1. Agriculture Cluster Development Project (ACDP)	Secured Loan Financing Agreement of US\$ 140m from the IDA.
2. Markets & Agriculture Trade Improvement Project (MATIP II)	Secured a loan of US\$ 120.0m from the AfDB to reconstruct 11 markets. Procurement for construction of 7 markets completed in February 2018, implementation at 25% average. Procurement for construction of other 3 markets completed in May 2018, implementation at 15% average. Procurement of the 11 th market is in the final stages.
3. Farm Income Enhancement and Forest Conservation II	Secured a loan of US\$ 91.43 m from the AfDB, Implementation commenced in FY 2016/17. Overall financial performance stands at 22%.
Minerals, Oil and Gas Priority Area	
1. Oil-related infrastructure projects	Discussions are underway with EXIM Bank of China to provide financing for the following roads: Hoima-Butiaba-Wanseko; Masindi-Biiso; Kaseeta-Lwera via Bugoma Forest; Wanseko-Bugungu; Buhimba-Nalweyo-Kakindu-Kakumiro; Luslira-Nkongge-Ssembabule; Kyotera-Rakai; Kabale-Kiziranfumbi; Tangi Gate Bridge; Bridge after Paraa Crossing; Hohwa-Nyairongo-Kyarushesha
2. Albertine region airport	Government secured funding from UKEF USD 318.59 m and Standard Chartered Bank USD 43.75 m to finance the development of Kabaale Airport in Hoima.
3. Albertine region roads	Secured USD 95 m from the World Bank to finance the stretch from Kyenjojo to Kabwoya. Secured USD 72.94 m from AfDB to finance the stretch from Kabwoya to Kigumba.
Infrastructure Development Priority Area	
a) Energy	
1. Karuma hydro power plant;	Secured loan of USD 1,435.1m from the Exim Bank of China and Implementation is at 90%. Commissioning planned for December 2019



Core Projects under NDP II	Status as at 31 st December 2018
2. Isimba hydro power plant;	Secured a loan of USD 482.6m from the Exim Bank of China and Implementation is at 98%. Commissioned on 21 st March, 2019.
3. Industrial substations;	Secured a loan of USD 84.98 m from the Exim Bank of China to Construct 4 Industrial Parks substation of Luzira, Mukono, Iganga, and Namanve. Mukono is at 55% implementation, Namanve at 23%, Construction for Iganga is expected to start in April 2019 and be completed before end of June 2019. Constructed for Luzira has delayed due to land acquisition of the Transmission corridor however the substation was completed.
4. Grid Extension in North-East, Central, Lira and Buvuma Islands;	SDR 71 m from IDA secured to finance Lira-Gulu-Nebbi-Arua Transmission line. Request to secure USD 40m from Germany KfW to finance Agago - Gulu transmission line and substation at Agago has been submitted to Parliament for approval.
5. Masaka-Mbarara Transmission Line;	Secured financing of EUR 37.1 m from AFD and EUR 35 m from KfW to finance the project.
6. Kabale-Mirama Transmission Line;	Secured financing of USD 83.75m from IDB to finance 132kv Mirama - Kabale transmission line.
7. Grid Extensions including those for Region Power Pool	Secured; i) financing of USD 15 m to finance rural electrification in Kayunga and Kamuli districts, ii) financing of SDR 97.9 m from IDA for rural electrification project, iii) financing of USD 55.1 m from France - AFD to finance rural electrification grid extension to Hoima – Nkenda.
b) Transport	
1. Standard Gauge Railway;	Secured a grant from the Exim Bank of China to undertake feasibility study. EPC/Turnkey commercial Contract for Construction for Malaba – Kampala SGR was signed with China Harbour Engineering Corporation (CHEC). Addendum to EPC contract yet to be signed. Negotiations are ongoing with Exim Bank of China for a loan to finance of the project
2. The Entebbe Airport Rehabilitation;	Secured a loan of USD 200 m from the Exim Bank of China for the first phase of the project.
3. Kampala-Jinja highway;	Approved by AfDB board (UA 164.47m/ USD 229.47 m) and AFD board (EUR 90 m/USD 105 m) EU grant (EUR 90 m) component has also been approved. Pre-qualification of private firms has been completed.
4. Kampala Southern by-pass;	Approved by AfDB board (UA 164.47 m/ USD 229.47 m) and AFD board (EUR 90 m / USD 105 m) EU grant (EUR 90 m) component has also been approved. Pre-qualification of private firms has been completed.
5. Upgrading of Kapchorwa-Suam Road;	Secured funding from AfDB of USD 88 m.
6. Kampala-Mpigi Expressway;	Secured USD 150.9 m African Development Bank and Fund to finance Busega - Mpigi Express Highway. Kibuye-Busega discussions are on-going with potential financiers.



Core Projects under NDP II	Status as at 31st December 2018
7. Rwekunye-Apac-Lira-Kitgum-Musingo Road;	Financing of USD 210.0 m from the IDB has been secured.
8. Road Construction Equipment	Secured a loan of USD 131.75 m from the JBIC. Project completed.
Human Capital Development Priority Area	
a) Education and Sports	
1. Comprehensive Skills Development Programme	Secured; i) a loan of USD 14.3 m and USD 106.1 m from the OPEC Fund for International Development and IDB respectively to finance Vocational training; ii) USD 150.0 m secured from the World Bank for Skills Development Project iii) a grant of USD 17.6 m from Belgium to finance Implementation of the Skilling Uganda Strategy; iv) secured a loan of UA 22.5 m from AfDB to finance the East Africa's centers of Excellence for Skills and Tertiary Education in Biomedical Sciences– Phase 1; and support from JICA
Economic Management and Accountability	
1. Strengthening Effective Mobilization, Management and Accounting for the Use of Public Resources (SEMMA)	PFM Reforms on going under FINMAP basket funded project, DPs involved; Norway, Germany, EU, Denmark and UK among others
2. Revitalisation of UDC and Recapitalisation of UDBL	Secured lines of Credit of USD 16 m from BADEA, USD 10 m from IDB; USD 5 m from India EXIM Bank and USD 15 m from African Development Bank to recapitalize UDBL
ICT	
1. ICT National Backbone Project	Secured a loan of USD 15.4 m from the World Bank, Regional Communications Infrastructure Programme (RCIP) of USD 75 m

Source: NDP II, MoFPED

9.0 Development assistance managed outside Government systems

Development Partners in the past would submit their projections on a quarterly basis through excel sheet submissions. Starting FY 2018/19, DPs were required to submit their information through the Aid Management Platform (AMP).

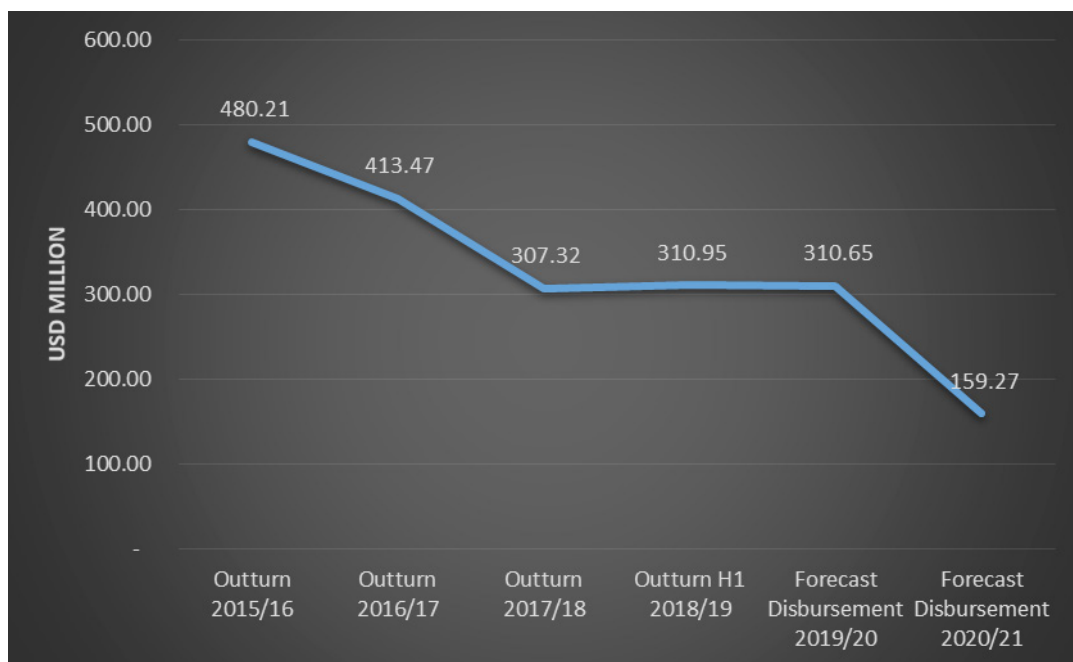
The AMP is a web-based application that enables governments to better manage and coordinate development assistance - official online database of aid-funded projects/programs (both on and off budget). Training in the AMP is carried out on a continuous basis and response from the DPs has improved tremendously in use of the system.

9.1 Trends in Off Budget support

The data presented was collected from Development Partners (DPs) in December 2018. DPs on a quarterly basis provide information on total ODA that is budget support, project support and off budget support.

As at end December 2018, US\$ 310.95 million was disbursed as compared to projects worth US\$ 307.32 million in FY 2017/18. This is illustrated in Fig. 9.1 below.

Fig 9.1: Trends in Off-budget support for the period FY 2015/16 – FY 2020/21



9.2 Off Budget Disbursements by Sector

Table 9.1 below indicates that the health sector continues to receive the highest portion of off-budget funding, which stands at 46.5 percent during FY 2018/19. This is attributed to funding from USAID. This is followed by Social Development (28.5 percent), Accountability (20 percent). Economic Growth is projected to the least support in that financial year as can be seen in the table below.

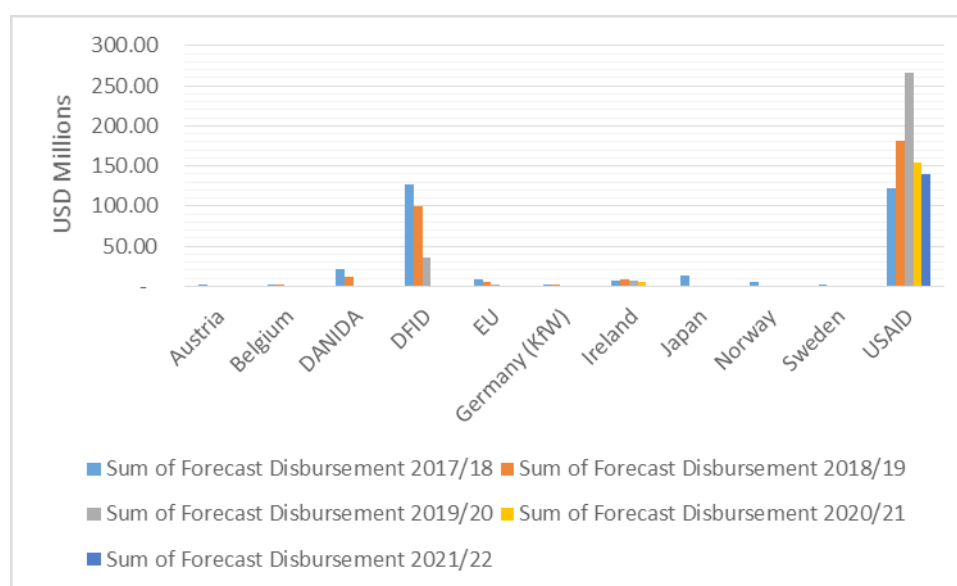

Table 9.1: Off Budget support broken down by sector

SECTOR	Forecast Disbursement 2017/18	Forecast Disbursement 2018/19	Forecast Disbursement 2019/20	Forecast Disbursement 2020/21	Forecast Disbursement 2021/22
Accountability	48.26	50.84	39.10	8.14	6.63
Agriculture	11.51	15.40	30.41	22.06	21.79
Economic Growth*	5.40	1.90	1.13	0.13	-
Education	18.42	3.22	0.64	0.64	0.13
Energy & Minerals	13.02	5.39	5.06	0.63	-
Health	113.32	144.72	203.45	111.64	99.08
JLOS	4.53	2.18	8.19	8.03	8.03
Multisector*	10.81	8.48	-	-	-
Private Sector Dev't*	3.30	2.81	-	-	-
Public Sector Mgt	12.23	-	-	-	-
Security	-	0.25	0.25	0.04	-
Social Development	45.95	62.54	17.27	3.39	-
Water & Environment	20.57	13.21	5.15	4.56	4.56
Grand Total	307.32	310.95	310.65	159.27	140.22

Source: DP's submission Dec 2018

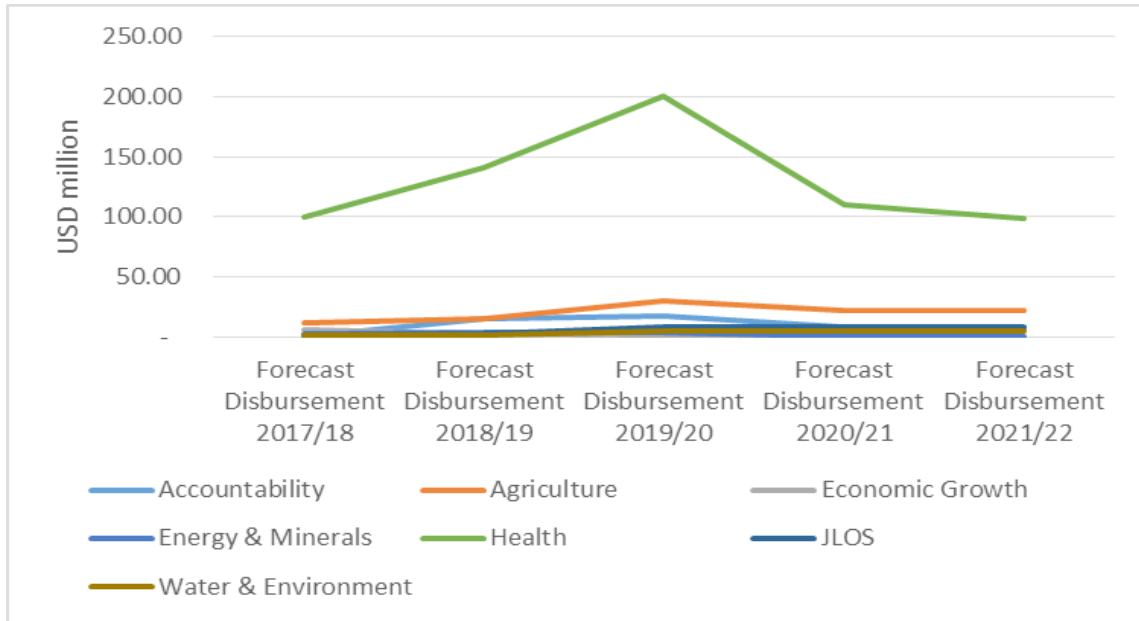
* Assistance that could not be aligned to the MTEF sectors

9.3 Off Budget Disbursement by Development Partner

Fig 9.2: Trends in Off-budget support for the period FY 2015/16 – FY 2020/21


In FY 2018/19, the highest off budget support was projected to be provided by USAID (USD 181.39 million) followed by DFID with USD 100.39 million. During FY 2018/19, it is projected that a total of USD 310.95 million will be received, with USAID contributing 58.3 percent of the total off budget funding, followed by DFID (32.3 percent).

Fig 9.3: Trends in USAID Off-budget by sector



USAID has dominated the off budget support arena over the years and this support is mainly towards the health sector as can be seen from Fig 9.3 above. The rest of the sectors on average have been projected to receive less than USD 50 million.



10.0 Climate Finance

Climate finance refers to local, national or transnational financing drawn from public, and alternative sources of financing that seeks to support mitigation and adaptation actions that will address climate change. The Convention, the Kyoto Protocol and the Paris Agreement call for financial assistance from Parties with more financial resources to those that are less endowed and more vulnerable.

In accordance with the principle of “common but differentiated responsibility and respective capabilities” set out in the Convention, developed country Parties are to provide financial resources to assist developing country Parties in implementing the objectives of the United Nations’ Framework Convention on Climate Change (UNFCCC).

To facilitate the provision of climate finance, the Convention established a financial mechanism to provide financial resources to developing country Parties. The financial mechanism also serves the Kyoto Protocol and the Paris Agreement.

The financing through climate change covers more than one country.

Climate Finance extended during 2018

During 2018, a number of interventions were extended to a spectrum of countries, regionally and internationally, including Uganda. However, it is not possible to ascertain how much resources are allocated to Uganda. Below is a table showing the programmes approved during 2018 from which Uganda is a beneficiary.



Table 11.1: Climate financing as at end December 2018

Title	Objective/Purpose	Amount/ Source of Funding (USD M)	Instrument	Implementing Partner	Funding Details
Transforming Financial Systems for Climate	To scale up climate finance in the targeted countries, to redirect financial flows, and reinforce the capacity of local partners in climate-related sectors.	749.7	GCF Loan USD 240m Grant USD 35.6m Co-Financing Agencia Francesa de Desarrollo Loan USD 466.1 m Agencia Francesa de Desarrollo and/or other donors Grant USD 8.0 m	Agence Française de Developpement (AFD) Green Climate Fund(GCF)	Regional project to benefit Africa, Latin America and the Caribbean. Beneficiary countries are Benin, Burkina Faso, Cameroon, Côte d'Ivoire, Ecuador, Egypt, Kenya, Madagascar, Mauritius, Morocco, Namibia, Nigeria, Senegal, South Africa, United Republic of Tanzania, Togo and <u>Uganda</u> Approved October 2018 Est. implementation period 7.0 years 0.0% GCF financing disbursed
Climate Investor One	Providing financing to develop renewable energy projects in regions with power deficits to reduce energy costs and CO2 emissions.	821.5	GCF Grant USD 100m Co-Financing Development Fund Grant USD 26.5 m CEF Tier 1 Grant USD 75m CEF Tier 2 Equity USD 310m CEF Tier 3 Grant USD 310.0 m	Nederlandse Financierings-Maatschappij voor Ontwikkelingslanden N.V. (FMO)	Regional project to benefit Africa and Asia-Pacific Countries. Beneficiaries are Burundi, Cameroon, Djibouti, Indonesia, Kenya, Madagascar ,Malawi, Mongolia, Morocco, Nigeria and <u>Uganda</u> Approved October 2018 Est. implementation period 20.0 years 0.0% GCF financing disbursed
Acumen Resilient Agriculture Fund (ARAF)	To improve climate resilience to ensure long-term sustainable increases in agriculture productivity and incomes for smallholder farmers	56.0	GCF Financing Equity USD 23m Grant USD 3m Co-Financing Acumen Equity USD 2.0 m Other investors Equity USD 25 m Other investors Grant USD 3.0 m	Acumen Fund, Inc. (Acumen)	Regional Project to benefit Ghana, Nigeria and <u>Uganda</u> Approved 2018 Est. implementation period 12.0 years 0.0% GCF financing disbursed



Title	Objective/Purpose	Amount/ Source of Funding (USD M)	Instrument	Implementing Partner	Funding Details
GEEREF NeXt	Catalysing private sector investment for renewable energy and energy efficiency projects across the developing world.	765	GCF Financing Equity USD250m Grant USD 15 m Co-Financing EIB Equity USD 30 m Other investors Equity USD 470m	Green Climate Fund European Investment Bank	International Project to benefit Latin America and the Caribbean, Eastern Europe and Asia-Pacific and Africa including Uganda Estimated lifespan of 15 years 0.0% GCF financing disbursed
GEF SGP Sixth Operational Phase- Strategic Implementation using STAR Resources, Tranche 2 (Part IV)	To support the creation of global environmental benefits and the safeguarding of the global environment through community and local solutions that complement and add value to national and global level action	39.1	GEF Project Grant 19,167,177 USD Co-financing 19,934,000 USD GEF Agency Fees 766,687 USD	United Nations Development Programme	Antigua And Barbuda, Albania, Belarus, Benin, Bhutan, Bolivia, Botswana, Burkina Faso, Burundi, Cambodia, Cameroon, Namibia, Niger, Pakistan, Philippines, Moldova, Rwanda, Sao Tome and Principe, Samoa, Senegal, Seychelles, Sierra Leone, Sudan, Swaziland, Tajikistan, Togo, Uganda, Vanuatu, Viet Nam, Zambia, South Africa to benefit. Project Approved for Implementation 2018
Readiness Project	To improve readiness of Uganda to receive Climate Finance from the Green Climate Fund and related sources.	0.7	Grant	Global Green Growth Institute	Approved December 2018 0% GCF financing transferred

Source: website

11.0 Conclusion

The Ministry adhered fully to the Public Finance Management Act 2015, the Public Debt Management Framework 2013, the Charter of Fiscal Responsibility and the EAMU Protocol to ensure short and long time debt sustainability. The new financing terms incurred during the FY 2018/19 was a combination of highly concessional and non-concessional. External financing has been selectively sourced for priority areas as enshrined in the National Development Plan II.

To realize effective benefits/impact of the external development support, Ministries and Agencies have to improve the absorption capacities and ensure timely implementation of projects. This will not only contribute towards achieving the objectives of the projects, but also guarantees economic return that will benefit the nation positively. Challenges like poor project designs, compensations of project affected persons, accountability and ensuring value for many are being addressed through the various public finance management reforms that government is implementing. The reforms include among others the strengthening of capacity of the Ministry of Finance and the sector Ministries in the project identification, design and appraisal processes. Government will continue with undertaking portfolio reviews, monitoring and evaluation for all projects irrespective of the form of funding. Following the approval by cabinet of the loan negotiation guidelines in March 2019, adherence to the guidelines will be paramount to ensure project readiness and timely implementation of projects.

Government will seek to maximize the impact of development assistance by implementing the principles of the Global Partnership for Effective Development Cooperation; ownership of development priorities, focus on outcome, inclusive development partnerships; harmonization and coordination; mutual accountability; and transparency as driving forces to realization of Vision 2040 and sustainable development. Government will strive to ensure alignment of all development assistance to national priorities as enshrined in the NDP II.

Government will continue to directly invest in those areas that can boost activities that have higher multiplier effect on growth. The ultimate intention in the long run is to reduce reliance on external support. However, in order to finance the future national plans and realisation of the Vision 2040, external resources will still be necessary given our currently constrained domestic revenue efforts. Alternative sources of financing are forth coming but scarce, most of the partners are now offering commercial terms for large project. Government will therefore continue accessing the domestic market but in manageable amounts while mindful of the macroeconomic implications. Furthermore, interventions towards supporting tax administration and policy are being made to increase domestic revenue.

In FY 2019/20 and the medium term, Government shall continue to prioritize concessional financing as the preferred means of meeting financing requirements especially those aimed at social projects. However, given the constraints in accessing large volumes of concessional financing for the large infrastructure projects, non-concessional borrowing will largely be considered over the medium term. Non-concessional borrowing shall nonetheless only be limited to projects that are financially and economically viable, and with rates of return higher than the finance cost of the loan (an economic rate of return greater than the interest rate charged).



12.0 ANNEXES

ANNEX 1a: EXTERNALLY FINANCED PROJECTS OVER THE MEDIUM TERM (MILLIONS \$)

SECTOR	Donor	GOU PROJECT Code	VOTE	Project Name	Forecast Disbursement 2019/20	Forecast Disbursement 2020/21	Forecast Disbursement 2021/22	Forecast Disbursement 2022/23	Forecast Disbursement 2023/24	Forecast Disbursement 2024/25	Loan/Grant
Accountability	World Bank	1289	008	Competitiveness and Enterprise Development Project	6.10	-					L
Accountability	World Bank	1338	008	Uganda Skills Development Project	5.45	3.27	3.92				L
Accountability	Denmark	1521	008	REAP	1.12	1.12	1.12	1.12			G
Accountability	Germany	1521	008	REAP	2.72						G
Accountability	IFAD	1288	008	Project for Financial Inclusion in Rural Areas	8.00	9.74	2.16				L
Accountability	EU	1208	008	Technical Support Programme 1 (TSP 1)	0.39	0.41					G
Accountability	UKEF		310	Development of Kampala Industrial and Business Park –Namanve. (<i>Parliament</i>)	26.40	40.53	47.04	33.58	7.45		L
Accountability Total					50.18	55.07	54.24	34.70	7.45	-	
Agriculture	World Bank	1263	010	Agriculture Cluster Development Project	30.00	-					L
Agriculture	IDB	1316	010	Enhancement of National Food Security Through Increased Rice Production	10.50	-					L
Agriculture	World Bank	1425	010	Multi-sectoral Food Security and Nutrition Project	6.00	2.02					G
Agriculture	Japan	1324	010	Northern Uganda Farmer Livelihood Improvement Project	0.87	-					G
Agriculture	EU	1494	010	Promoting Commercial Aquaculture Project	0.64	0.59	0.59	0.67			G
Agriculture	EU	1493	010	Developing a Market - Oriented & Environmentally Sustainable Beef Meat Industry	1.39	0.69	0.12	0.14			G
Agriculture	World Bank	1363	010	Regional Pastoral Livelihood Resilience Project	14.05	-					L
Agriculture	IFAD	1508	010	National Oil Palm Project (NOPP)	15.00	20.00	10.00				L



SECTOR	Donor	GOU PROJECT Code	VOTE	Project Name	Forecast Disbursement 2019/20	Forecast Disbursement 2020/21	Forecast Disbursement 2021/22	Forecast Disbursement 2022/23	Forecast Disbursement 2023/24	Forecast Disbursement 2024/25	Loan/Grant
Agriculture	India Exim Bank		010	Development of Infrastructure for Agriculture and Dairy Sector in Uganda		1.40	0.74	0.55	0.49		L
Agriculture	AFDB	1444	010	Support to enhancing the Agriculture Value Chain Development	5.70	11.40	22.80	17.10			L
Agriculture Total					84.14	36.10	34.25	18.46	0.49	-	
Education	World Bank	1310	013	Albertine Region Sustainable Development	1.05	-					L
Education	OFID	1432	013	OFID-Vocational Education (VE) Project Phase II	6.39						L
Education	IIB	1433	013	Technical and Vocational Education & Training Support (TVETS) Project Phase II	18.17	26.39					L
Education	IIB		013	Technical and Vocational Education & Training Support (TVETS) Project	9.00	9.00	13.50	9.00			L
Education	Belgium	1458	013	Improve Secondary School Teachers' Education in NTC Kabale and Mubende	4.24	2.43					G
Education	Belgium	1378	013	Support to the Implementation of Skilling Uganda	3.34	-					G
Education	World Bank	1491	013	Eastern and Southern Africa Higher Education Centers of Excellence Project	4.86	3.24	3.24				L
Education	World Bank	1338	013	Uganda Skills Development Project	20.00	15.00					L
Education	World Bank	1296	013	Uganda Teacher and School Effectiveness Project	12.50	-					G
Education	Saudi Fund		013	Phase II Vocational Education and Training (VET) Project	2.74	4.21	8.37	0.77			L
Education Total					82.30	60.27	25.11	9.77	-	-	
Energy & Mineral Development	Saudi Fund	1262	123	Rural Electrification Project	3.30	1.98					L
Energy & Mineral Development	BADEA	1516	123	Construction of the 33Kv Distribution Lines in Kayunga, Kamuli and Kalungu Service Stations	4.50	2.70					L



SECTOR	Donor	GOU PROJECT Code	VOTE	Project Name	Forecast Disbursement 2019/20	Forecast Disbursement 2020/21	Forecast Disbursement 2021/22	Forecast Disbursement 2022/23	Forecast Disbursement 2023/24	Forecast Disbursement 2024/25	Loan/Grant
Energy & Mineral Development	OFID	1516	123	Construction of the 33Kv Distribution Lines in Kayunga, Kamuli and Kalungu Service Stations	4.50	2.70					L
Energy & Mineral Development	China	1517	123	Bridging the Demand Supply Gap through the Accelerated Rural Electrification Programme	106.33	83.80					L
Energy & Mineral Development	IDB	1221	017	Opuyo - Moroto Interconnection Project	20.00	5.00					L
Energy & Mineral Development	World Bank	1428	123	Energy for Rural Transformation III	42.10	29.03	11.61	-			L
Energy & Mineral Development	World Bank	1428	017	Energy for Rural Transformation III	3.10	3.72	1.00	-			L
Energy & Mineral Development	GEF	1428	017	Energy for Rural Transformation III	1.31	1.05	0.19	-			G
Energy & Mineral Development	World Bank	1426	017	Grid Expansion and Reinforcement Project - Lira, Gulu, Nebbi to Arua	24.99	10.03					L
Energy & Mineral Development	Germany	1497	017	Masaka-Mbarara Transmission Line	20.60	18.60					L
Energy & Mineral Development	IDB	1354	123	Grid Rural Electrification Project	28.30	-					L
Energy & Mineral Development	TBD	1184	017	Hoima Oil Refinery			150.00	225.00	105.00		L
Energy & Mineral Development	Japan	1492	017	Kampala Metropolitan Transmission project	18.60	-	-				L
Energy & Mineral Development	China	1222	017	Electrification of Industrial Parks Project	25.02						L
Energy & Mineral Development	IDB	1409	017	Kabale-Mirama Transmission Line	16.38	-					L
Energy & Mineral Development	China	1183	017	Karuma Hydro Power Plant	146.50	170.58					L
Energy & Mineral Development	France -AFD	1497	017	Masaka-Mbarara Transmission Line	20.60	18.60					L
Energy & Mineral Development	France	1350	017	Muzizi Hydropower Plant	13.61	5.01					L



SECTOR	Donor	GOU PROJECT Code	VOTE	Project Name	Forecast Disbursement 2019/20	Forecast Disbursement 2020/21	Forecast Disbursement 2021/22	Forecast Disbursement 2022/23	Forecast Disbursement 2023/24	Forecast Disbursement 2024/25	Loan/Grant
Energy & Mineral Development	Germany	1350	017	Muzizi Hydropower Plant	12.10	4.45					L
Energy & Mineral Development	AfDB	1140	017	Nile Equatorial Lakes Countries Project - Additional Financing	1.90	-					L
Energy & Mineral Development	Germany	1151	123	Rural Electrification in Three Territories	20.44	17.89					G
Energy & Mineral Development	Germany	1259	017	Mutundwe Entebbe Transmission Line	10.20	5.24					L
Energy & Mineral Development	France	1262	123	Rural Electrification Project in Mid Western, North and South Western, and Rwenzori Territories	2.95	1.08					G
Energy & Mineral Development	France	1262	123	Rural Electrification Project in Mid Western, North and South Western, and Rwenzori Territories	15.32	5.64					L
Energy & Mineral Development	Germany - GIZ	1410	017	Skills for Oil and Gas Africa (SOGA)	1.17	1.17					G
Energy & Mineral Development	AfDF	1518	123	Uganda Rural Electricity Access Project (UREAP)	3.04	-					L
Energy & Mineral Development	AfDF	1518	123	Uganda Rural Electricity Access Project (UREAP)	1.86	-					G
Energy & Mineral Development	India Exim Bank		017	Grid Reinforcement and Extension Project		20.25	40.25	45.25	35.25		L
Energy & Mineral Development	Germany	1391	017	Gulu- Agago Transmission TL	10.00	15.00	20.00	15.00			L
Energy & Mineral Development	TBD		017	East Africa Crude Oil Pipeline (EACOP)		70.00	143.00				L
Energy & Mineral Development	TBD		017	Kampala Storage Terminal		30.60	40.80				L
Energy & Mineral Development	TBD		017	Kabaale Industrial Park Roads and Transmission lines	0.80	7.20	11.00				L
Energy & Mineral Development	TBD		017	Investment in procurement of 15 million litres of Petroleum products		6.00	6.00				L
Energy & Mineral Development Total					579.53	537.33	423.85	285.25	140.25	-	



SECTOR	Donor	GOU PROJECT Code	VOTE	Project Name	Forecast Disbursement 2019/20	Forecast Disbursement 2020/21	Forecast Disbursement 2021/22	Forecast Disbursement 2022/23	Forecast Disbursement 2023/24	Forecast Disbursement 2024/25	Loan/Grant
Health	Spain	1243	014	Construction of Itojo and Kawolo Hospitals	5.99	1.00	-				G
Health	World Bank	1413	014	East Africa Public Health Laboratory Networking Project	4.99	-					L
Health	Gavi	1436	014	GAVI Vaccines and Health Sector Dev't Plan Support	14.99	-					G
Health	World Bank	1440	014	Uganda Reproductive Maternal and Child Health Improvement Project	31.14	33.00	22.00				L
Health	Global Fund	0220	014	Health Systems Strengthening for HIV/AIDS	197.16	1.38					G
Health	Italy	1185	014	Italian Support to HSSP and PRDP	1.62	-					G
Health	BADEA	1344	014	Rehabilitation of Kayunga and Yumbe General Hospitals	3.93	-					L
Health	SFD	1344	014	Rehabilitation of Kayunga and Yumbe General Hospitals	6.83						L
Health	OPEC	1344	014	Rehabilitation of Kayunga and Yumbe General Hospitals	6.83						L
Health	AfDB	1345	114	Skills Development for Higher Medical and Health Science Project	14.91	-					L
Health	UN	1441	014	Uganda Sanitation Fund Project II	1.02	-					G
Health	UN	1441	501-850	Uganda Sanitation Fund Project II	0.70	-					G
Health	Italy		014	Karamoja Infrastructure Development Project	1.12	3.37	3.37	2.25	1.12		L
Health Total					291.25	38.75	25.37	2.25	1.12	-	
ICT	World Bank	1400	126	Regional Communication Infrastructure Programme	10.99	-					L
ICT Total					10.99	-	-	-	-	-	



SECTOR	Donor	GOU PROJECT Code	VOTE	Project Name	Forecast Disbursement 2019/20	Forecast Disbursement 2020/21	Forecast Disbursement 2021/22	Forecast Disbursement 2022/23	Forecast Disbursement 2023/24	Forecast Disbursement 2024/25	Loan/Grant
JLOS	SCB		144	National CCTV Network Expansion Project	30.93	16.50	-	-	-	-	L
JLOS Total					30.93	16.50	-	-	-	-	
Lands, Housing & Urban Development	World Bank	1310	012	Albertine Region Sustainable Development	10.25	-					L
Lands, Housing & Urban Development	World Bank	1289	012	Competitiveness and Enterprise Development Project	8.50	-					L
Lands, Housing & Urban Development	World Bank	1514	012	Municipal Infrastructure Development Project-Additional Financing	84.10	94.10	98.50	71.80	11.50		L
Lands, Housing & Urban Development Total					102.85	94.10	98.50	71.80	11.50	-	
Public Administration	China		112	The re-development of the New Taxi Park facility in Kampala				4.37	13.10	13.10	L
Public Administration					-	-	-	4.37	13.10	13.10	
Public Sector Management	IDB	1317	003	Dry Lands Integration Project	3.00	-					L
Public Sector Management	UNDP	1379	018	Promotion of Green Jobs & Fair Labour Market (ProGrel)	1.41						G
Public Sector Management	World Bank	1515	018	Strengthening Social Risk Management and Gender-Based Violence Prevention and Response Project (<i>Negotiated</i>)	10.74	11.05	7.25	6.85			L
Public Sector Management	World Bank	1499	003	Development Response to Displacement Impacts Project in the Horn of Africa	13.79	15.76	5.76				L
Public Sector Management	World Bank	1380	003	NUSAF III	35.00	5.00					L
Public Sector Management	IFAD	1371	011	Programme for the Restoration of Livelihood in the Northern Region	24.50	6.51					L
Public Sector Management	World Bank	1295	122	Second Kla Institutional and Infrastructure Devt	58.34	-					L



SECTOR	Donor	GOU PROJECT Code	VOTE	Project Name	Forecast Disbursement 2019/20	Forecast Disbursement 2020/21	Forecast Disbursement 2021/22	Forecast Disbursement 2022/23	Forecast Disbursement 2023/24	Forecast Disbursement 2024/25	Loan/Grant
Public Sector Management	EU	1486	003	Development Initiative for Northern Uganda (DINU) including Construction of Tororo Gulu Railway line and Construction of Aialak - Laropi Road	53.12	36.56					G
Public Sector Management	IDB	1509	011	Local Economic Growth Support	8.60	10.60	12.90				L
Public Sector Management	IDB	1509	011	Local Economic Growth Support	2.68	3.30	4.02				G
Public Sector Management	World Bank	1499	003	Development Response to Displacement Impacts Project - AF	15.00	45.00	45.00	30.00	15.00		G
Public Sector Management Total					226.18	133.78	74.92	36.85	15.00	-	
Science and Technology	China	1513	126	National Science, Technology and Engineering Skills Development Project	21.67	26.15	17.03	4.81			L
Science and Technology Total					21.67	26.15	17.03	4.81	-	-	
Security	AU	1178	004	UPDF Peace Keeping Mission in Somalia	94.43	-	-	-	-	-	G
Security Total					94.43	-	-	-	-	-	
Tourism, Trade & Industry	World Bank	1291	015	Great Lakes Trade Facilitation Project	4.43	2.66					L
Tourism, Trade & Industry Total					4.43	2.66	-	-	-	-	
Water & Environment	NDF	1417	019	Farm Income Enhancement and Forest Conservation II	1.50	1.20					L
Water & Environment	AfDB	1417	019	Farm Income Enhancement and Forest Conservation II	10.50	6.20					L
Water & Environment	Korea Exim Bank	1417	019	Farm Income Enhancement and Forest Conservation II	6.00	9.00	12.00	3.00			L
Water & Environment	IDB		019	Irrigation Schemes Development in Unyama, Namalu and Sipi	8.28	16.57	33.13	24.85			L



SECTOR	Donor	GOU PROJECT Code	VOTE	Project Name	Forecast Disbursement 2019/20	Forecast Disbursement 2020/21	Forecast Disbursement 2021/22	Forecast Disbursement 2022/23	Forecast Disbursement 2023/24	Forecast Disbursement 2024/25	Loan/Grant
Water & Environment	BADEA		019	Irrigation Schemes Development in Unyama, Namalu and Sipi	3.00	4.50	6.00	1.50	-		L
Water & Environment	AfDF		019	Integrated Fisheries and Water Resources Management - LEAF	2.63	-					L
Water & Environment	AfDF		019	Water and Sanitation Sector Programme Support Phase 2	25.66	17.11	8.55				L
Water & Environment	France - AFD		019	Kla Water L. Vict Water Sanitation Program Phase II	15.00	20.00	10.00				L
Water & Environment	Germany		019	Integrated Programme to Improve the Living Conditions (IPIIC) in Gulu	8.97	8.97	2.99				G
Water & Environment	Germany		019	Integrated Programme to Improve the Living Conditions (IPIIC) in Gulu II	4.97	4.97	2.99				G
Water & Environment	France - AFD	1525	019	Water and Sanitation Infrastructure in the South West Towns of Masaka and Mbarara	10.66	30.07	49.62	30.00			L
Water & Environment	France - AFD		019	Multi-Purpose Bulk Water Kanyareru and Kiruhura		7.00	16.00	10.00	17.00	10.00	L
Water & Environment	AfDB	1529	019	Strategic Towns Water and Sanitation Project	11.24	17.16	20.03	14.30	3.17		L
Water & Environment	World Bank	1530	019	Integrated Water Management Project	15.00	63.00	62.00	65.00	46.00		L
Water & Environment	France - AFD	1193	019	Kampala Water Lake Victoria Water and Sanitation (KW-LVWATSAN) II	12.75	38.25	38.25	25.50	12.75		L
Water & Environment Total					136.16	243.99	261.57	174.15	78.92	10.00	
Works & Transport	UK	1489	016	Kabale Airport - Albertine Region	139.50	46.50					L
Works & Transport	World Bank	1310	113	Albertine Region Sustainable Development	5.56	-					L
Works & Transport	China	1373	016	Entebbe Airport Rehabilitation	10.00	-					L
Works & Transport	AfDB	1404	113	Busega-Mpigi Express Highway	54.23	59.93	17.00				L



SECTOR	Donor	GOU PROJECT Code	VOTE	Project Name	Forecast Disbursement 2019/20	Forecast Disbursement 2020/21	Forecast Disbursement 2021/22	Forecast Disbursement 2022/23	Forecast Disbursement 2023/24	Forecast Disbursement 2024/25	Loan/Grant
Works & Transport	AfDB	1456	016	Multinational Lake Victoria Maritime Comm. & Transport Project	4.20	5.60	1.40				L
Works & Transport	Japan	1319	113	Kla Flyover Construction and Road Upgrading Project	25.79	-					L
Works & Transport	China	1180	113	Kla-Entebbe Express Highway	2.65	-					L
Works & Transport	AFD, AfDB	1278	113	Kla-Jinja Express Highway	74.16	98.64	158.37				L
Works & Transport	EU	1278	113	Kla-Jinja Express Highway	22.77	30.29	48.63				G
Works & Transport	IDB	1322	113	Muyembe-Nakapiripirit Road	13.23	-					L
Works & Transport	World Bank	1313	113	North Eastern Road-Corridor Asset Management Project	33.62	9.60	4.80	4.80			L
Works & Transport	EU	1105	016	Institutional Capacity building for the Transport Sector in Uganda	1.20						G
Works & Transport	EU	1105	118	Institutional Capacity building for the Transport Sector in Uganda	0.45						G
Works & Transport	China	1176	113	Road Infrastructure for Delivery of First Oil (Hoima - Wanseko Road) lots 1,2,3	186.70	185.48	38.56				L
Works & Transport	China		113	Road Infrastructure for Delivery of First Oil (Lots 4)			49.23	48.24	48.24		L
Works & Transport	China		113	Road Infrastructure for Delivery of First Oil (Lots 5)			48.87	48.24	48.24		L
Works & Transport	UKEF		113	Road Infrastructure for Delivery of First Oil (Lots 6)			49.12	48.24	48.24		L
Works & Transport	IDB	1402	113	Rwenkuny-Apac-Lira-Kitgum-Musingo Road	26.19	65.90	63.13				L
Works & Transport	AKA Ausfuhrkredit	1284	016	Bukasa Inland Port	15.41	5.02	0.26				L



SECTOR	Donor	GOU PROJECT Code	VOTE	Project Name	Forecast Disbursement 2019/20	Forecast Disbursement 2020/21	Forecast Disbursement 2021/22	Forecast Disbursement 2022/23	Forecast Disbursement 2023/24	Forecast Disbursement 2024/25	Loan/Grant
Works & Transport	China	1097	016	Standard-Gauge Railway	-			161.50	323.00	753.67	L
Works & Transport	AfDB	1040	113	Upgrading of Kapchorwa-Suam Road	29.86	19.84	0.21				L
Works & Transport	AfDB	1311	113	Upgrading of Rukungiri-Ishasha - RSSP 5	18.25	-	-				L
Works & Transport	AfDB	1312	113	Upgrading of Lwakhakha Roads - RSSP 5	13.23	-	-	-			L
Works & Transport	OPEC	1490	113	Upgrading of Luwero - Butalangu Road	4.63	4.63	-	-			L
Works & Transport	BADEA	1490	113	Upgrading of Luwero - Butalangu Road	5.34	5.34	-	-			L
Works & Transport	BADEA	0952	113	Upgrading of Masaka-Bukakata Road	5.08	3.60	4.20	-			L
Works & Transport	IDB	0952	113	Upgrading of Masaka-Bukakata Road	3.75	4.50	5.25	-			L
Works & Transport	IDB	1281	113	Trinyinyi- Pallisa- Kumi/ Pallisa Kamonkoli	31.75	52.92	27.22				L
Works & Transport	OFID	0952	113	Upgrading of Masaka-Bukakata Road	9.42	3.00	3.50				L
Works & Transport Total					736.96	600.79	519.75	311.02	467.72	753.67	
Grand Total					2,452.00	1,845.48	1,534.59	953.42	735.55	776.77	

ANNEX 1b: BUDGET SUPPORT OVER THE MEDIUM TERM

Donor	Budget Support Programme	Forecast Disbursement 2018/19	Forecast Disbursement 2019/20	Forecast Disbursement 2020/21	Forecast Disbursement 2021/22	Forecast Disbursement 2022/23	Forecast Disbursement 2023/24	Loan/Grant
Denmark	Water - JWESSP	0.74	-	-	-	-	-	G
Austria	JLOS	2.37	2.37	-	-	-	-	G
World Bank	GBS (Education and Health)	49.54	49.51	49.51	49.51	-	-	L
	o/w Health	18.35	12.69	12.69	12.69	-	-	
	o/w Education	28.23	33.85	33.85	33.85	-	-	
	o/w MoFPED - Management & Assessment Support	2.96	2.96	2.96	2.96	-	-	
World Bank	Agriculture Productivity PforR			50.00	50.00	50.00	50.00	L
World Bank	Domestic Revenue Mobilisation - DPO		100.00	100.00				L
EU	JLOS	12.17	12.17	12.17				G
EU	Accountability	11.63	11.63	11.63				G
Total		76.45	175.68	223.31	99.51	50.00		



ANNEX 2: LOAN STATUS BY SECTOR AS AT END DEC 2018

Creditor /Donor	Project Title	Govt Sector/sub-sector	Ministry/Implementing Agency	Approval date - Donor	Approval date by Parliament	Commitment date (signed by Govt)	Date of Effectiveness*	Initial closure date	New closure date	Period to effectiveness (months)	GRANT amount committed (US\$ m)	LOAN Amount Committed (US\$ m)	Disbursed to date (US\$ m)	Un disbursed to date (US\$m)	% Disbursed	Commitment fees paid (USD Thousands)	Government Obligations in Financing Agreement	Status and Explanations for any delays (if any) in disbursement and/or implementation
AGRICULTURE SECTOR																		
IDA	Regional Pastoral Livelihood Resilience	Agriculture	MAAIF	18-Mar-14	12-May-15	10-Jul-15	3-Nov-15	31-Dec-19			40.0	18.9	21.1		47%		Disb conditions: (i)GOU counter part funding (ii) Project accounts opened (iii) set up a project Implementation Arrangement (iv) legal opinion of AG	Component 1: 6 valley ranks and dams have been developed, 21 new boreholes have been constructed; Component 2: construction of livestock markets,3 border check points and harmonization of disease surveillance and vaccination facilities; Component 3: provision of 1,000,000 doses of vaccines of FMD, CBPP & PPR. Project requested for extension of closing dates in order to finalise pending activities status. The project encountered delays in the procurement of the voucher agency to manage the e-voucher system. As most of the project activities under the project were contingent upon the e-voucher management agency. However the contract with Agency was signed and project has commenced the farmer activities. With Agent on board most activities will now be implemented and project performance will improve drastically.
IDA	Agriculture Cluster Development Project	Agriculture- Research/ extension	MAAIF - NARO	9-Apr-15	15-Sep-16	26-Sep-16	23-Jan-16	31-Mar-22		18.0	150.0	32.1	117.9		21%		(i)GOU counter part funding (ii) Project accounts opened (iii) set up a project steering committee (iv) legal opinion of AG (vi) MAAIF Recruit Project staff with qualifications and experience satisfactory to IDA (v) Submit Project Implementation Plan	
IFAD	Vegetable Oil Development Project Phase II	Agriculture	MAAIF	22-Apr-10	28-Sep-10	21-Oct-10	21-Oct-10	4-Jul-16			52.9	40.3	12.6		76%		(i) set up a PMU within MAAIF and recruit the FM acceptable to the Fund ii) MAAIF to constitute a Contracts Committee, iii) Draft guidelines for oil seed palm devt & Project Operations and financial mgt manual	The project has registered tremendous progress as registered smallholder oil palm farmers registered by KOPGT increased to 1801 (37% women) on mature oils, 70kms of roads constructed increasing the total roads to 358kms and 1,500 hectares of land acquired, and area planted with oil palm in Kalangala being at 98%
IDB	Food Security through Increased Rice Production	Agriculture	MAAIF	14-Jul-12	6-Nov-13	22-May-13		5-Jul-16			34.1	0.9	33.2		3%			The project steering committee has been set up to monitor the performance of the project and give advise on policy issues. Day to day management of the project is handled by a project implementation Unit, and District Implementation Committee have been set up in each district of Bugiri and Iganga. Re-scoping exercise was conducted on 11th March 2017. The project will prepare Terms of Reference as well as the bidding documents for procurement of consultants for project design and construction. Challenges faced in this project include poor communication between the Government of Uganda and the IDB which delays approval of documents. In addition, no funds have been released by the IDB so activities can not move smoothly.



Creditor /Donor	Project Title	Gov Sector/sub-sector	Ministry/Implementing Agency	Approval date - Donor	Approval date by Parliament	Commitment date (signed by GoU)	Date of Effectiveness*	Initial closure date	New closure date	Period to effectiveness (months)	GRANT amount committed (US\$ m)	LOAN Amount Committed (US\$ m)	Disbursed to date (US\$ m)	Un disbursed to date (US\$m)	% Disbursed	Commitment fees paid (USD Thousands)	Government Obligations in Financing Agreement	Status and Explanations for any delays (if any) in disbursement and/or implementation
IFAD	National Oil Palm Project	Agriculture	MAAIF		6-Sep-18	29-Nov-18	29-Nov-18	29-Nov-28			1.2	75.8	-	77.0	0%			Awaiting effectiveness
	TOTAL AGRICULTURE										1.2	352.9	92.2	261.9	26%	0.0		
SOCIAL SECTORS - EDUCATION																		
AFDF	Higher Education, Science and Technology Project (HEST)	Education	MoES		21-May-13	5-Jul-13	18-Nov-13	31-Dec-17			102.0	69.0	33.0	67.6%	166,510.97			The challenges include: cost overruns, inadequate counterpart releases for operational activities, staff training and VAT
IIB	National Education Support Project - Phase II for National Technical Colleges (Bushenyi, Kichwamba and Kyema)	Education	MoES	1-May-11	1-May-11	30-Jun-11	14-Aug-12	31-Dec-15			14.1	11.9	2.2	84%	20533.91			Works on Bushenyi, Kichwamba and Kyema under completion
KOREA	Complementary Financing for BTVET	Education	MOES		02-Dec-10	16-Oct-12		31-Dec-16			26.8	26.6	0.2	99%	202.22			Financing Agreement was signed and mobilization on the site is on-going.
SAUDI FUND	Financing of five BTVET institutions(Adjumani, Bukedea, Kyenjojo, Kiboga and Lyantonde)	Education	MOES		19-May-10	5-Jan-10	5-Jul-10	31-Dec-12			12.4	5.7	6.8	45%				Civil Works contracts for the 5 lots. (Adjumani, Bukedea, Kiboga, Kyenjojo and Lyantonde) are in final stages and expected to close on 10th December 2017.



Creditor /Donor	Project Title	GoU Sector/sub-sector	Ministry/Implementing Agency	Approval date - Donor	Approval date by Parliament	Commitment date (signed by GoU)	Date of Effectiveness*	Initial closure date	New closure date	Period to effectiveness (months)	GRANT amount committed (US\$ m)	LOAN Amount Committed (US\$ m)	Disbursed to date (US\$ m)	Un disbursed to date (US\$m)	% Disbursed	Commitment fees paid (USD Thousands)	Government Obligations in Financing Agreement	Status and Explanations for any delays (if any) in disbursement and/or implementation
OPEC FUND	Construction and equipping of BTVET institutions No. 1317P	Education	MOES	19-May-10	23-Mar-10	5-Jul-10	31-Dec-14				23.0	22.0	1.0	96%		<p>Review of the civil works contract documents was done 8th October 2013 and following the completion of the negotiations with the works contractors. Minutes were signed and forwarded for approval by 10th October 2013, and procurement is under way. This project is supporting nine districts: Amuria, Hoima, Kamuli, Masaka-Lwengo, Mukono, Nakasongola, Namutumba, Pader and Yumbe with financing amount US\$ 22.95 million. Mobilization of works complete. Civil works contracts signed in November 2013. Now the project is on course.</p> <p>Conditions for effectiveness: (i) Legal Opinion, (ii) Evidence that the agreement has been ratified by GOU (Cabinet and or Parliament approval).iii) Opening project account</p>	<p>Procurement is underway. Four Technical Institutes including Ahmed Seguya Memorial(ASM) TI in Kayunga District, Tororo District, Kibatsi TI in Ntungamo District and Kalongo TI in Agago District. Sites handed over on 12th February 2014. Works on going.</p>	
KUWAIT FUND	Construction and equipping of 4 Technical institutions No. 849	Education	MOES	31-Oct-12	15-Jul-12	19-Feb-13	31-Dec-14				11.9	11.4	0.5	96%		<p>Conditions for effectiveness: (i) Legal Opinion, (ii) Evidence that the agreement has been ratified by GOU (Cabinet and or Parliament approval).iii) Opening project account</p>	<p>The project is on going with a disbursement of 8.02%. The challenge on the project is slow and cost overruns which will affect the works. There is a funding gap of over US \$ 7,000,000</p>	
AFDF	East Africa's Centres of Excellence for Skills and Tertiary Education in Biomedical Sciences Ph.1	Education - Post primary	ME&S	20-Aug-15	29-Sep-15	01-Feb-16	31-Dec-16				31.5	8.3	23.2	26%		<p>Conditions for effectiveness: (i) Legal Opinion, (ii) Evidence that the agreement has been ratified by GOU (Cabinet and or Parliament approval).iii) Opening project account</p>	<p>Component 1: Establishment of TVET council awaits approval of TVET policy by Cabinet in Jan 2019. Component 2: Progress is underway to set up advisory committees in UTC Bushenyi, Elgon and BAC. Advisory committee already in place for UTC Lira. Schemes designs for the UTCs in place and final designs expected in March 2019. Challenges: difficulty in attracting internationally recognised institutions to twin with the colleges</p>	
IDA	Skills Development Project	Education	ME&S	6-Apr-16	24-Jun-16	28-Oct-16	31-Aug-20				100.0	13.6	86.4	14%		<p>Conditions for effectiveness: (i)GOU counter part funding (ii) Project accounts opened (iii) set up a project implementation mechanisms (iv) legal opinion of AG (v) Submit Project Implementation Plan</p>	<p>Project closed on 30th June 2017</p>	
BADEA	Construction of Technical Institute at Nakaseke	Education	MOES	18-May-12	28-Jun-11	14-Aug-12	30-Jun-14				5.0	4.0	1.0	79%		<p>Conditions for effectiveness: (i) Legal Opinion, (ii) Evidence that the agreement has been ratified by GOU (Cabinet and or Parliament approval).iii) Opening project account</p>		

Creditor /Donor	Project Title	GoU Sector/sub-sector	Ministry/Implementing Agency	Approval date - Donor	Approval date by Parliament	Commitment date (signed by GoU)	Date of Effectiveness*	Initial closure date	New closure date	Period to effectiveness (months)	GRANT amount committed (US\$ m)	LOAN Amount Committed (US\$ m)	Disbursed to date (US\$ m)	Un disbursed to date (US\$m)	% Disbursed	Commitment fees paid (USD Thousands)	Government Obligations in Financing Agreement	Status and Explanations for any delays (if any) in disbursement and/or implementation
IDA	Eastern and Southern Centres of excellence	Education	MoES	21-Feb-17	17-Mar-17	31-Dec-22					15.0	4.5	10.5	30%		Conditions for effectiveness: (i) GoU counter part funding (ii) Project accounts opened (iii) set up a project Implementation mechanisms (iv) legal opinion of AG (v) Submit Project Implementation Plan		
OPEC FUND	Vocational Education Project Phase 2	Education	MoES	21-Feb-17							14.3	0.2	14.1	2%		Conditions for effectiveness: (i) Legal Opinion, (ii) Evidence that the agreement has been ratified by GOU (Cabinet and or Parliament approval); (iii) Opening project account	Awaiting effectiveness	
TOTAL EDUCATION												177.21	178.8	50%	187,247.1			
SOCIAL SECTORS - HEALTH																		
AfDB	Nigeria TF - Improvement of health Services at Mulago and KCCA	Health	MoH	18-May-12	11-Jan-12	2-Jul-17	31-Dec-17				15.8	9.2	6.6	58.1%	12,475.34	Disbursement conditions: (i) Opening a Bank account (ii) Approval from NEMA (ii) GoU confirmation of budgetary Provisions in 2012/13 for two hospitals (ii) Confirmation for land ownership no later than 31/12/2010	the project has disbursed 79%. The two hospitals of Kawempe and Kirruddu in KCCA are near completion as Mulago is also under renovation	
AfDF	Improvement of health Services at Mulago and KCCA	Health	MoH	18-May-12	11-Jan-12	2-Jul-12	31-Dec-16				72.8	64.0	8.8	87.9%	49,872.94	Disbursement conditions: (i) Opening a Bank account (ii) Approval from NEMA (ii) GoU confirmation of budgetary Provisions in 2012/13 for two hospitals (ii) Confirmation for land ownership no later than 31/12/2010	On course	



Creditor /Donor	Project Title	GoU Sector/sub-sector	Ministry/Implementing Agency	Approval date - Donor	Approval date by Parliament	Commitment date (signed by GoU)	Date of Effectiveness*	Initial closure date	New closure date	Period to effectiveness (months)	GRANT amount committed (US\$ m)	LOAN Amount Committed (US\$ m)	Disbursed to date (US\$ m)	Un disbursed to date (US\$m)	% Disbursed	Commitment fees paid (USD Thousands)	Government Obligations in Financing Agreement	Status and Explanations for any delays (if any) in disbursement and/or implementation
IDA	Uganda Health Strengthening System	Health	MoH	25-May-10	7-Nov-10	12-Aug-10	10-Feb-11	15-Jul-15			130.0	125.9	4.1	97%		<p>Project became effective on February 10, 2011. The project is rated satisfactory on Development Objective and Moderate Satisfactory on Implementation Progress. most of the project activities have been completed including the (i) distribution of medical equipment to 230 health facilities (ii) Scholarships to 700 health workers (iii) 4 mobile workshop vehicles to Masaka, Moroto, Mubende and Jinja procured (iv) 2 medicine delivery truck to NMS procured (v) 19 ambulances for hospitals procured (vi) 9 hospitals renovated, (vii) 19 maternity wards and 7 theatres constructed and are under defects liability period (viii) Procurement of reproductive health medicines and supplies and ix. Establishment of management positions at health facilities. Following the rejection of equipment and furniture worth USD 10.3m by NACME due to non compliance, the sector has recontracted a tender worth USD 2.6m to procure the rejected equipment plus additional. With the expected delivery of equipment and furniture in October 2017, the project is scheduled to close on 31 December 2017 with all funds committed and utilised.</p>	<p>Project became effective on February 10, 2011. The project is rated satisfactory on Development Objective and Moderate Satisfactory on Implementation Progress. most of the project activities have been completed including the (i) distribution of medical equipment to 230 health facilities (ii) Scholarships to 700 health workers (iii) 4 mobile workshop vehicles to Masaka, Moroto, Mubende and Jinja procured (iv) 2 medicine delivery truck to NMS procured (v) 19 ambulances for hospitals procured (vi) 9 hospitals renovated, (vii) 19 maternity wards and 7 theatres constructed and are under defects liability period (viii) Procurement of reproductive health medicines and supplies and ix. Establishment of management positions at health facilities. Following the rejection of equipment and furniture worth USD 10.3m by NACME due to non compliance, the sector has recontracted a tender worth USD 2.6m to procure the rejected equipment plus additional. With the expected delivery of equipment and furniture in October 2017, the project is scheduled to close on 31 December 2017 with all funds committed and utilised.</p>	
IDA	Reproductive Maternal and Child Health Services Improvement Project	Health	MoH	21-Dec-16	17-Jan-17			30-Jun-21			110.0	11.8	98.2	11%		<p>Conditions for effectiveness: (i) GOU counter part funding (ii) Project steering committee (iii) set up a project steering committee (iv) legal opinion of AG (vi) MoH to recruit competent staff with qualifications experience satisfactory to IDA (v) Submit Project Implementation Plan</p>	<p>Implementation of results based financing expected to start in Jan 2019 in 28 districts. 721 health workers were awarded scholarships. Awareness and training on Birth and Death registration is on-going in several districts. MoH awaits no-objection from the World Bank on the bid evaluation for supply of ICT equipment for NIRA offices.</p>	
IDA	East African Public Health Laboratories Network Project (Add'l financing)	Health	MoH	7-Jul-15	24-Dec-15	12-Feb-16		30-Mar-20			10.1	9.5	0.6	94%		<p>Conditions of effectiveness: Submission of Attorney General's Legal Opinion, annual fiduciary assurance reports . PPDA rules are to be used.</p>	<p>on course</p>	



Creditor /Donor	Project Title	GoU Sector/sub-sector	Ministry/Implementing Agency	Approval date - Donor	Approval date by Parliament	Commitment date (signed by GoU)	Date of Effectiveness*	Initial closure date	New closure date	Period to effectiveness (months)	GRANT amount committed (US\$ m)	LOAN Amount Committed (US\$ m)	Disbursed to date (US\$ m)	Un disbursed to date (US\$m)	% Disbursed	Commitment fees paid (USD Thousands)	Government Obligations in Financing Agreement	Status and Explanations for any delays (if any) in disbursement and/or implementation
IDB	Development of Specialised Maternal & Neonatal Health Unit in Mulago - Mulago III (IDB Loan No.UG-077 & 80)	Health	MoH	8-Jan-12	31-Jul-12	4-Apr-13	4-Feb-14	30-Jun-16			0.4	19.8	18.2	2.0	90%	470.93	Loan conditions: (i) Provide legal Opinion, (ii) Open project accounts with Bank of Uganda, (iii) Provide Environmental and social management Plan approved by NEMA, (iv) Provide PMU premises, (v) Provision of adequate counterpart funds in the budget starting FY2012/13.	On course
IDB/ISFD	Development of Specialised Maternal & Neonatal Health Unit in Mulago - Mulago III (ISFD Loan No.UG-077 &80)	Health	MoH	8-Jan-12	31-Jun-12	4-Apr-12	4-Feb-13	30-Jun-16			2.2	2.2	-		100%		Loan conditions: (i) Provide legal Opinion, (ii) Open project accounts with Bank of Uganda, (iii) Provide Environmental and social management Plan approved by NEMA, (iv) Provide PMU premises, (v) Provision of adequate counterpart funds in the budget starting FY2012/13.	On course
BADEA	Rehabilitation & Expansion of Yumbe and Kayunga General Hospitals	Health	MoH	16-Sep-14	20-May-16	31-Dec-18						7.0	0.7	6.3	10%		Loan conditions: (i) Provide legal Opinion, (ii) Open project accounts with Bank of Uganda, (iii) Provide Environmental and social management Plan approved by NEMA, (iv) Provide PMU premises, (v) Provision of adequate counterpart funds in the budget.	Pre-bid meeting for tenders of construction worked being undertaken from 22 - 24 June 2017 to be returned by 18th July 2018.
OFID/OPEC FUND	Rehabilitation & Expansion of Yumbe and Kayunga General Hospitals	Health	MoH	16-Sep-14	5-Feb-15	16-Apr-15						15.0	2.6	12.4	18%		Loan conditions: (i) Provide legal Opinion, (ii) Open project accounts with Bank of Uganda, (iii) Provide Environmental and social management Plan approved by NEMA, (iv) Provide PMU premises, (v) Provision of adequate counterpart funds in the budget	Pre-bid meeting for tenders of construction worked being undertaken from 22 - 24 June 2017 to be returned by 18th July 2018.



Creditor /Donor	Project Title	GoU Sector/sub-sector	Ministry/Implementing Agency	Approval date - Donor	Approval date by Parliament	Commitment date (signed by GoU)	Date of Effectiveness*	Initial closure date	New closure date	Period to effectiveness (months)	GRANT amount committed (US\$ m)	LOAN Amount Committed (US\$ m)	Disbursed to date (US\$ m)	Un disbursed to date (US\$m)	% Disbursed	Commitment fees paid (USD Thousands)	Government Obligations in Financing Agreement	Status and Explanations for any delays (if any) in disbursement and/or implementation
SAUDI FUND	Rehabilitation & Expansion of Yumbe and Kayunga General Hospitals	Health	MoH	16-Sep-14	1-Aug-15	31-Dec-18					15.0	3.0	12.0	20%		Loan conditions: (i) Provide legal Opinion, (ii) Open project accounts with Bank of Uganda, (iii) Provide Environmental and social management Plan approved by NEMA, (iv) Provide PMU premises, (v) Provision of adequate counterpart funds in the budget.	Pre-bid meeting for tenders of construction worked being undertaken from 22 - 24 June 2017 to be returned by 18th July 2018.	
IDB	Development of Specialised Maternal & Neonatal Healthcare Unit in Mulago - Mulago III - Installment Sale UG-078	Health	MoH	8-Jan-12	31-Aug-12	4-Apr-12	4-Feb-13	30-Jun-16			8.3	1.6	6.7	19%	7.97	Loan conditions: (i) Provide legal Opinion, (ii) Open project accounts with Bank of Uganda, (iii) Provide Environmental and social management Plan approved by NEMA, (iv) Provide PMU premises, (v) Provision of adequate counterpart funds in the budget starting FY2012/13.	On course	
TOTAL HEALTH												405.96	248.84	157.56	61%			
WORKS AND TRANSPORT																		
AJDF	Road Sector Support 5 - Rukungiri - Kihhi - Ishasha; Bumboli - Lwakhaka Roads	Transport - Roads	UNRA	4-Dec-14	3-Feb-15	26-Aug-15	30-Dec-20				98.7	20.6	78.1	21%	240,263.35	Conditions for effectiveness: (i) GOU counter part funding (ii) Project accounts opened (iii) set up a project steering committee (iv) legal opinion of AG (v) provide evidence of title ownership of land before award of civil works contracts.	This project has disbursed 6.1%. The project has also been marred by the delays in acquisition of Right of Way	
AJDF	Road Sector Support Project-4 (Kyenjionjo Hoima-Masindi - Kigumba Road)	Transport- Roads	UNRA	6-Nov-13	11-Dec-13	8-Aug-14	30-Jun-18				112.4	21.8	90.6	19%	230,973.72	GOU counter part funding (ii) Project accounts opened (iii) set up a project steering committee (iv) legal opinion of AG (v) provide evidence of title ownership of land before award of civil works contracts.	Overall disbursement stands at 19.1%. Some of the implementation challenges include; suspension of permanent works for 86 days due to non-compliance to contractual Environmental and social safeguard requirement	
IDB	Tirinyi - Pallisa - Kumi/Kamankoli Road	Transport- Roads	UNRA	7-Jul-13	16-Sep-14	24-Jun-14	6-May-15	30-Jun-17			120.0	21.0	99.0	17%		(i) Ratification by Parliament. (ii) Legal Opinion (iii) RAP executed and approved valuation report with respect to land required for the project.	UNRA compiling the submission for on-ward transmission to the IDB	

Creditor /Donor	Project Title	GoU Sector/sub-sector	Ministry/Implementing Agency	Approval date - Donor	Approval date by Parliament	Commitment date (signed by GoU)	Date of Effectiveness*	Initial closure date	New closure date	Period to effectiveness (months)	GRANT amount committed (US\$ m)	LOAN Amount Committed (US\$ m)	Disbursed to date (US\$ m)	Un disbursed to date (US\$m)	% Disbursed	Commitment fees paid (USD Thousands)	Government Obligations in Financing Agreement	Status and Explanations for any delays (if any) in disbursement and/or implementation
IDB	Upgrading Mayembe - Nakapitipiti Road	Transport- Roads	UNRA	7-Apr-14	10-Mar-15	22-Jun-15		30-Jun-19			110.0	-	110.0	0%		(i) Ratification by Parliament. (ii) Legal Opinion (iii) RAP executed and approved valuation report with respect to land required for the project.	The new terms of the financing have just been approved by parliament	
IDA	North Eastern Road Corridor Asset Management project	Transport - Trade	UNRA	30-Apr-14	17-Dec-14	16-Feb-15		31-Oct-24			243.8	29.6	214.2	12%		Conditions for effectiveness: Submission of Legal Opinion of the Attorney General, Resolution of Parliament to borrow.	Two civil works contracts for lot 1 and lot 2 were signed on 27th June 2018. The contractor is currently carrying out tests and pavement investigations required for preparation of the road rehabilitation and improvement designs. In terms of management of social issues, sensitization meetings have been ongoing along the project corridor.	
CHINA-EXIM BANK	Entebbe Express Highway	Works & Transport	UNRA	28-Apr-11	18-May-11	22-May-12		31-Dec-16			350.0	333.1	16.9	95%	213,356.0	Conditions for effectiveness / First Disbursement: (i) Legal Opinion, (ii) Evidence that the agreement has been ratified by GOU (Cabinet and or Parliament approval) (iii) repayment mechanism fixed including without limitation the details of the plan on how to repay the loan with the revenue generated by charge on use of the road (road roll), (iv) contract of supervision for the project signed	Delays in securing right of the way in some parts of the road.	
CHINA-EXIM BANK	Upgrading and expansion of Entebbe International Airport	Works	MOW&T, CAA	29-Jul-15	31-Mar-15	17-Dec-15		30-Dec-18			200.0	93.1	106.9	47%	139,724.01	Conditions for effectiveness: Legal Opinion, Satisfactory evidence that the agreement is duly ratified by Government; onlending agreement to the implementing agency, ii) opening Escrow accounts, iii) payment of upfront management fee of 1% of the loan; Depositing minimum required funds on the repayment reserve account.	Implementation has commenced.	



Creditor /Donor	Project Title	GoU Sector/sub-sector	Ministry/Implementing Agency	Approval date - Donor	Approval date by Parliament	Commitment date (signed by GoU)	Date of Effectiveness*	Initial closure date	New closure date	Period to effectiveness (months)	GRANT amount committed (US\$ m)	LOAN Amount Committed (US\$ m)	Disbursed to date (US\$ m)	Un disbursed to date (US\$m)	% Disbursed	Commitment fees paid (USD Thousands)	Government Obligations in Financing Agreement	Status and Explanations for any delays (if any) in disbursement and/or implementation
IIB	Construction of Small Bridges in Northern Uganda, and North Eastern Uganda	Works	MOW&T	7-Jul-07	13-Nov-08	24-Nov-08	3-Aug-13	31-Jan-13			10.6	7.5	3.1	71%		Conditions for effectiveness: (i) Legal Opinion, (ii) Evidence that the agreement has been ratified by GOU (Cabinet and or Parliament approval), (iii) Letter of authorisation to the Central Bank instructing the bank to service the loan as it falls due, (iv) Acknowledgement of receipt of the letter under (iii) from the Central Bank	Substantially completed and all the bridges are being used . These are Pakwala (15m) and Nyacara (15m) Bridges in Nebbi/Goli (20m) and Nyagak (3 lines of 4.5m dia turbo sider culverts) Bridges in Nebbi	
JAPAN - JICA	Construction of New Bridge Across River Nile	Works	UNRA	28-Apr-11	1-Nov-10	25-Jul-11	25-Jul-11	25-Jul-22			129.3	91.2	38.0	71%		Conditions for effectiveness / First Disbursement: (i) Legal Opinion, (ii) Evidence that the agreement has been ratified by GOU (Cabinet and or Parliament approval)	On course	
JAPAN - JICA	Construction of New Bridge Across River Nile - Additional Financing	Works	UNRA	13-Mar-18							49.2	49.2	49.2	0%			Awaiting signature and effectiveness	
JAPAN - JICA	Upgrading of Atiak-Nimule Road Project	Works	MOW&T	19-May-10	26-Mar-10	1-Dec-10	30-Mar-15	1-Dec-18			37.4	27.2	10.2	73%		Disb. Conditions: (i)All documents or evidence required under the disbursement procedure must be adequate in form and substance to satisfy JICA (ii) That Uganda Government has not breached any provision of the Loan agreement, and there is no threat that such breach may occur on or after the relevant disbursement.	Implementation ongoing	
EIB	Dualling of Kamapha Northern By Pass and Construction of Mbarara By pass	Transport	UNRA	4-Apr-13	21-Dec-12	4-Apr-13	21-Dec-15				71.5	56.4	15.1	79%		Conditions for effectiveness: (i) Legal Opinion, (ii) Evidence that the agreement has been ratified by GOU (Cabinet and or Parliament approval), (iii) Letter of authorisation to the Central Bank instructing the bank to service the loan as it falls due, (iv) Acknowledgement of receipt of the letter under (iii) from the Central Bank	Now on course, though no disbursement was made during the FY 2015/16	



Creditor /Donor	Project Title	GoU Sector/sub-sector	Ministry/Implementing Agency	Approval date - Donor	Approval date by Parliament	Commitment date (signed by GoU)	Date of Effectiveness*	Initial closure date	New closure date	Period to effectiveness (months)	GRANT amount committed (US\$ m)	LOAN Amount Committed (US\$ m)	Disbursed to date (US\$ m)	Un disbursed to date (US\$m)	% Disbursed	Commitment fees paid (USD Thousands)	Government Obligations in Financing Agreement	Status and Explanations for any delays (if any) in disbursement and/or implementation
BADEA	Masaka - Bukakata	Transport	UNRA	21-May-13	21-May-13	29-Jan-13	31-Dec-16	31-Dec-16	31-Dec-18		12.0	0.3	11.7	2%		<p>Conditions for effectiveness: (i) Legal Opinion, (ii) Evidence that the agreement has been ratified by GOU (Cabinet and or Parliament approval), (iii) Letter of authorisation to the Central Bank instructing the bank to service the loan as it falls due, (iv) Acknowledgement of receipt of the letter under (iii) from the Central Bank</p> <p>Procurements are underway and much of the disbursements will be done once the construction commences.</p>	<p>Procurements are underway and much of the disbursements will be done once the construction commences.</p>	
OPEC	Masaka - Bukakata	Transport	UNRA	21-May-13	21-May-13	29-Jan-13	28-Oct-13	31-Dec-16	31-Dec-18		15.0	-	15.0	0%		<p>Conditions for effectiveness: (i) Legal Opinion, (ii) Evidence that the agreement has been ratified by GOU (Cabinet and or Parliament approval), (iii) Letter of authorisation to the Central Bank instructing the bank to service the loan as it falls due, (iv) Acknowledgement of receipt of the letter under (iii) from the Central Bank</p> <p>Procurements are underway and much of the disbursements will be done once the construction commences.</p>	<p>Procurements are underway and much of the disbursements will be done once the construction commences.</p>	
JAPAN- JICA	Greater Kampala Flyover Project	Transport	UNRA	3-Sep-15	3-Sep-15	11-Sep-15	26-Feb-16	26-Feb-24			199.9	4.0	195.9	2%		<p>Conditions for effectiveness: Evidence of authority , Specimen signatures of the borrower, and legal opinion of Attorney General in addition to submission of progress reports and financial reports</p> <p>Project still facing challenges of design due to the SGR project</p>	<p>Project still facing challenges of design due to the SGR project</p>	
Germany - AKA Ausfuhrkredit	Bukasa Inland Port	Transport	MOW&T	23-Mar-14	23-Mar-14	25-Apr-16	15-Apr-21				47.8	8.1	39.6	17%	228.616	<p>Conditions for effectiveness: Submission of Legal Opinion of the Attorney General, Resolution of Parliament to borrow, payment of insurance.</p> <p>Project effective, Government has disbursed the 15% insurance payment in order to kickstart the project</p>	<p>Project effective, Government has disbursed the 15% insurance payment in order to kickstart the project</p>	
IDA	Albertine Region Sustainable Development Project	Transport	UNRA	26-Mar-14	26-Mar-14	24-Aug-15	7-Dec-15	31-Jul-19			145.0	60.0	85.0	41%		<p>Conditions for effectiveness: Submission of Legal Opinion of the Attorney General, Resolution of Parliament to borrow, set up of the PMU.</p> <p>Port Portal – Kamwenge road component commenced civil works and has registered tremendous physical progress. Component 2: completed preparation on 8 physical development plans and is finalizing plans the additional 9th town of Buhuka. The draft plans are awaiting the constitution of Kikaube District Council that will have to approve these plans. Component 3: IFP training-France has been procured for twinning with UPIK and Coventry University-UK for UTC-Kichwamba. Curricula for both have been drafted for the targeted programmes. Wage bill for the instructors have also been provided by Government</p>	<p>Port Portal – Kamwenge road component commenced civil works and has registered tremendous physical progress. Component 2: completed preparation on 8 physical development plans and is finalizing plans the additional 9th town of Buhuka. The draft plans are awaiting the constitution of Kikaube District Council that will have to approve these plans. Component 3: IFP training-France has been procured for twinning with UPIK and Coventry University-UK for UTC-Kichwamba. Curricula for both have been drafted for the targeted programmes. Wage bill for the instructors have also been provided by Government</p>	



Creditor /Donor	Project Title	GoU Sector/sub-sector	Ministry/Implementing Agency	Approval date - Donor	Approval date by Parliament	Commitment date (signed by GoU)	Date of Effectiveness*	Initial closure date	New closure date	Period to effectiveness (months)	GRANT amount committed (US\$ m)	LOAN Amount Committed (US\$ m)	Disbursed to date (US\$ m)	Un disbursed to date (US\$m)	% Disbursed	Commitment fees paid (USD Thousands)	Government Obligations in Financing Agreement	Status and Explanations for any delays (if any) in disbursement and/or implementation		
AfDB	Busega - mpigi express highway	Transport	UNRA	21-Dec-16	21-Dec-16	29-Dec-16	31-Dec-19				91.0	0.2	90.9	0%	0%		Conditions for effectiveness: Submission of Legal Opinion of the Attorney General, Resolution of Parliament to borrow.	Tailor made capacity building for consultants, UNRA and Works Ministry is scheduled to commence		
AfDF	Busega - mpigi express highway	Transport	UNRA	21-Dec-16	21-Dec-16	29-Dec-16	31-Dec-19				61.0	0.2	60.8	0%	0%	150,318	Conditions for effectiveness: Submission of Legal Opinion of the Attorney General, Resolution of Parliament to borrow.	Tailor made capacity building for consultants, UNRA and Works Ministry is scheduled to commence		
BADEA	Upgrading Luwero Butalangu Road	Transport	UNRA	21-Dec-16	21-Dec-16	19-Feb-17	12-Apr-18	31-Dec-20			11.5	-	11.5	0%	0%		Conditions for effectiveness: Submission of Legal Opinion of the Attorney General, Resolution of Parliament to borrow.	Awaiting effectiveness		
OFID	Upgrading Luwero Butalangu Road	Transport	UNRA	19-Feb-17	21-Dec-16	19-Feb-17	31-Dec-22				11.5	-	11.5	0%	0%		Conditions for effectiveness: Submission of Legal Opinion of the Attorney General, Resolution of Parliament to borrow.	Awaiting signature and effectiveness		
UKEF	Construction of Kabaale Airport in Hoima	Transport	MoW&T	28-Nov-17	28-Nov-17	7-Dec-17	10-Jan-18	8-Feb-22			318.6	86.2	232.4	27%	27%		Conditions for effectiveness: Submission of Legal Opinion of the Attorney General, Resolution of Parliament to borrow.	Implementation has commenced .		
SCB	Construction of Kabaale Airport in Hoima	Transport	MoW&T	28-Nov-17	28-Nov-17	7-Dec-17	10-Jan-18	8-Feb-22			43.7	41.9	1.9	96%	96%		Conditions for effectiveness: Submission of Legal Opinion of the Attorney General, Resolution of Parliament to borrow.	Implementation has commenced .		
ADB	Multinational Kapchorwa-Sauna-Kinalo and Eldoret Bypass Roads Project	Transport	UNRA	28-Nov-17	28-Nov-17	19-Feb-18	24-May-18	31-Dec-22			38.4	5.3	33.1	14%	14%		Conditions for effectiveness: Submission of Legal Opinion of the Attorney General, Resolution of Parliament to borrow.	The civil works commenced on 1st October 2018 and the Contractor is carrying out earth works and drainage works. Physical progress is at 1.29%. All other project components are still under procurement.		
		Transport	UNRA	28-Nov-17	28-Nov-17	19-Feb-18	30-May-18	31-Dec-22			59.7	4.7	55.0	8%	8%		Conditions for effectiveness: Submission of Legal Opinion of the Attorney General, Resolution of Parliament to borrow.			
ADF	Multinational Lake Victoria Maritime Communications and Transport Project	Transport	MoW&T	28-Nov-17	28-Nov-17	19-Feb-18	30-Apr-21				14.4		14.4	0%	0%		Conditions for effectiveness: Submission of Legal Opinion of the Attorney General, Resolution of Parliament to borrow.			
TOTAL TRANSPORT												2,602.4	912.40	1,690.0	35%	1,203,251.0				



Creditor /Donor	Project Title	GoU Sector/sub-sector	Ministry/Implementing Agency	Approval date - Donor	Approval date by Parliament	Commitment date (signed by GoU)	Date of Effectiveness*	Initial closure date	New closure date	Period to effectiveness (months)	GRANT amount committed (US\$ m)	LOAN Amount Committed (US\$ m)	Disbursed to date (US\$ m)	Un disbursed to date (US\$m)	% Disbursed	Commitment fees paid (USD Thousands)	Government Obligations in Financing Agreement	Status and Explanations for any delays (if any) in disbursement and/or implementation
ENERGY																		
AIDF	NELSAP -Interconnection of Electric Grids of Nile Equatorial lake Countries(Ug, Rw, Br, Kenya, DRC)	Energy	MEMD	30- Jun-11	24- Sep-09	13- May-09	23- Oct-12	31- Dec-14	31- Oct-17			11.5	10.9	0.6	94%	264.73	(i) Authorise UETCL as executing agency	The loan is at 95% disbursed but there has been revised scope thus Introduction of design changes such as the construction of new 220/132 kV Mbarara substation instead of extension of existing Mbarara substation thus warranting supplementary funding of UA 5.84 Million
IDA	Electricity Sector Development Project	Energy	MEMD/ UETCL	30- Jun-11	2- Aug-12	2- Sep-11	23- Oct-12	28- Feb-18	28- Feb-18		120.0	49.3	70.7	41%		(i) Parliamentary Approval (ii) Project accounts opened (iii) set up a project steering committee (iv) legal opinion of AG (vi) progress Audit reports	This project is rated moderately unsatisfactory on both Development Outcome and Implementation Progress. Procurements bottlenecks are being addressed and therefore need to specifically review and assess the remaining bottlenecks to implementation.	
BADEA	Rural Electrification Project	Energy	MEMD/ REA	27- Apr-11	27- Jul-10	22- Jul-10	30- Oct-14	30- Oct-14			10.0	9.4	0.6	94%				Project disbursing though behind schedule.
JAPAN -JICA	Interconnection of Electric Grids Of Nile Equatorial Lakes Countries Project	Energy	MEMD/ UETCL	19- May-10	26- Mar-10	1- Dec-10	1- Dec-17				59.6	43.0	16.5	72%				Disb. Conditions: (i)All documents or evidence required under the disbursement procedure must be adequate inform and substance to satisfy JICA (ii) That Uganda Government has not breached any provision of the Loan agreement, and there is no threat that such breach may occur on or after the relevant disbursement.
SAUDI FUND	Rural Electrification Project	Energy	MEMD	27- Apr-11	13- Oct-11	30- Oct-11	30- Oct-14				11.0	10.9	0.1	99%				Conditions for effectiveness; Legal Opinion, Satisfactory evidence that the agreement is duly ratifies by Government
OFID -OPEC Fund	Energy Development and Access Expansion Project in 7 towns - 1484P	Energy	MEMD	31- Oct-12	29- Jan-13	31- Dec-13	31- Dec-16				10.0	7.8	2.2	78%				Conditions for effectiveness; Legal Opinion, Satisfactory evidence that the agreement is duly ratifies by Government
IDB	Opuyo - Moroto 132Kv Transmission line	Energy	UETCL, REA	31- Mar-13	8- Oct-13	10- Dec-13	11- Sep-14	13- Dec-17	1- Sep-20		80.6	13.5	67.1	17%				Conditions for effectiveness; Legal Opinion, Satisfactory evidence that the agreement is duly ratifies by Government
Germany	Mutundwe - Entebbe Transmission line	Energy	UETCL, REA	8- Oct-13	10- Dec-13	10- Dec-13	13- Dec-17				20.4	-	20.4	0%	44,588.2		GOU counter part funding (ii) Project accounts opened (iii) legal opinion of AG (iv) provide evidence of title ownership of land before award of civil works contracts.	Implementation is underway



Creditor /Donor	Project Title	GoU Sector/sub-sector	Ministry/ Implementing Agency	Approval date - Donor	Approval date by Parliament	Commitment date (signed by GoU)	Date of Effectiveness*	Initial closure date	New closure date	Period to effectiveness (months)	GRANT amount committed (US\$ m)	LOAN Amount Committed (US\$ m)	Disbursed to date (US\$ m)	Un disbursed to date (US\$m)	% Disbursed	Commitment fees paid (USD Thousands)	Government Obligations in Financing Agreement	Status and Explanations for any delays (if any) in disbursement and/or implementation
FRANCE-AFD	Hoima-Nkenda Transmission Line	Energy	UETCL	8-Oct-13	31-Oct-13	15-Jun-18					23.0	26.0	-3.0	11.3%	19,854.2		Site clearance works at Hoima-Nkenda substation were completed. Civil and electric designs are 99% complete. The Contractual completion date was extended to 6th August 2017. The cumulative quantity of 522 foundations is completed and 450 towers erected out of the overall 631 towers. Construction of resettlement houses have been completed and 2067 PAPs have been compensated.	
CHINA-EXIM BANK	Isimba 183 MW Hydropower Project	Energy	UETCL	21-Aug-13	12-Mar-15	26-Nov-14	24-Dec-15	30-Dec-17			482.6	400.8	81.8	83%	291,965.4		Conditions for effectiveness: Legal Opinion, Satisfactory evidence that the agreement is duly ratified by Government; on-lending agreement to the implementing agency, ii) opening Escrow accounts, iii) payment of upfront management fee of 1% of the loan; Depositing minimum required funds on the repayment reserve account.	The Resettlement Action Plan implementation is now 800 at 81%. There is cumulative progress on EPC. The foundation Excavation now stands at 76%. The compensation activities have slowed down due to unavailable ROW for the remaining 30 tower spots for the transmission line. Also, there has been a delay of procurement of Contractor for a construction of Kawanda 1 & 2 Line Bays at Bujagali.
CHINA-EXIM BANK	Karuma Hydropower Dam and Associated Transmission lines and Sub-stations II	Energy	UETCL	9-Jul-13	20-Mar-15	20-Feb-15	7-Dec-15	30-Dec-17			645.8	409.2	236.6	63%	1,149,586.0		Conditions for effectiveness: Legal Opinion, Satisfactory evidence that the agreement is duly ratified by Government, ii) opening Escrow accounts, iii) payment of upfront management fee of 1% of the loan; Depositing minimum required funds on the repayment reserve account.	Survey works were completed at all substations and along to all the three lines transmission lines. The design for the DA 400kV tower has been approved and prototype tested. RAP Implementation is ongoing; corridor acquisition is at 59% for Karuma- Kawanda section and 66% complete for Karuma- Lira-Olwoyo Segment. The total amount of the Loan disbursed is \$43,485,783 (15%). there has been a delay in the acquisition of the relevant permit from UWA to enable EPC works in Murchison Falls (400kV Karuma-Olwoyo Line)
CHINA-EXIM BANK	Karuma Hydropower Dam and Associated Transmission lines and Sub-stations	Energy	UETCL	9-Jul-13	20-Mar-15	18-Dec-14	7-Dec-15	30-Dec-17			789.3	500.2	289.2	63%	702,595.38		Conditions for effectiveness: Legal Opinion, Satisfactory evidence that the agreement is duly ratified by Government, ii) opening Escrow accounts, iii) payment of upfront management fee of 1% of the loan; Depositing minimum required funds on the repayment reserve account.	reported on above



Creditor /Donor	Project Title	GoU Sector/sub-sector	Ministry/Implementing Agency	Approval date - Donor	Approval date by Parliament	Commitment date (signed by GoU)	Date of Effectiveness*	Initial closure date	New closure date	Period to effectiveness (months)	GRANT amount committed (US\$ m)	LOAN Amount Committed (US\$ m)	Disbursed to date (US\$ m)	Un disbursed to date (US\$m)	% Disbursed	Commitment fees paid (USD Thousands)	Government Obligations in Financing Agreement	Status and Explanations for any delays (if any) in disbursement and/or implementation
BADEA	Construction of 33kV distribution Projects in Kayunga, Kamuli and Kalungu Service Territories	Energy	REA		20-Aug-15	9-Oct-15		31-Dec-18			15.0	3.8	11.2	26%			Implementation is underway	
OFID / OPEC					20-Aug-15	5-Nov-15		31-Dec-18				15.0	6.9	8.1	46%			Implementation is underway
Abu Dhabi Fund for Development					20-Aug-15	1-Aug-15		31-Dec-18					11.0	-	11.0	0%		
AHDB	Uganda Rural Electricity Access Project (UREAP)	Energy	REA	20-Aug-15	20-Aug-15	4-Nov-15	12-Feb-16	31-Dec-15			100.0	4.0	96.0	4%		Effectiveness conditions : submission of Attorney General's Legal Opinion, Opening One Foreign Currency Account and Special Account, Provide proof of land ownership where the project infrastructure will sit, Providing proof of existence of the steering committee.	The project has only disbursed 0.9%. The major challenge on the project is slow procurements	
IDB	Grid Rural Electrification Project	Energy	REA	20-Aug-15	20-Aug-15	7-Dec-15					70.7	14.5	56.2	20%			Effectiveness conditions : submission of Attorney General's Legal Opinion, Opening One Foreign Currency Account and Special Account, Provide proof of land ownership where the project infrastructure will sit.	Project implementation is underway
IDB	132Kv Mirama-Kabale Transmission Line & distribution Project	Energy	REA	6-Jun-14	2-Apr-15	22-Jun-14		30-Jun-19			83.8	13.3	70.4	16%			Effectiveness conditions : submission of Attorney General's Legal Opinion, Opening One Foreign Currency Account and Special Account, Provide proof of land ownership where the project infrastructure will sit.	Project implementation is underway
IDA	Energy for Rural Transformation Phase III	Energy	MEMD/ REA	5-Jun-15	20-Aug-15	16-Dec-15		31-Dec-20			135.0	6.0	129.0	4%			Effectiveness conditions: Submission of ; Subsidiary Agreements with PSFU, UECCC, Duly signed GEF Grant Agreement, Appointment of Procurement officer, and establishment of operational manual	Equipment for 329 health centres has been procured and is yet to be installed. Project progress is behind schedule



Creditor /Donor	Project Title	GoU Sector/sub-sector	Ministry/Implementing Agency	Approval date - Donor	Approval date by Parliament	Commitment date (signed by GoU)	Date of Effectiveness*	Initial closure date	New closure date	Period to effectiveness (months)	GRANT amount committed (US\$ m)	LOAN Amount Committed (US\$ m)	Disbursed to date (US\$ m)	Un disbursed to date (US\$m)	% Disbursed	Commitment fees paid (USD Thousands)	Government Obligations in Financing Agreement	Status and Explanations for any delays (if any) in disbursement and/or implementation
AFD	Construction of the 44.7MW Muzizi Hydropower Project and the associated Transmission Line	Energy	UEGCL	8-Jan-16	9-Dec-16	30-Dec-21					47.8	0	47.8	0%	135774.48	Awaiting effectiveness		
KfW	Construction of the 44.7MW Muzizi Hydropower Project and the associated Transmission Line	Energy	UEGCL	8-Jan-16	25-Nov-16	30-Dec-21					42.2	0	42.2	0%	99379.32	Awaiting effectiveness		
CHINA-EXIM BANK	Construction of 4 Industrial Parks Substations of Luzira, Mukono, Iganga and Namabwe	Energy	UETCL	8-Jan-16	3-Feb-16	3-Feb-19					85.0	52.8	32.2	62%	399575.94	the project is still at design and manufacturing stage, so on-site activities are still at 0%. Also, no disbursement of the loan has occurred yet. The RAP implementation still needs support in dealing with PAPs with strikes in Wetlands. Project awaiting effectiveness		
AFD	Rural Electrification Grid Project	Energy	REA	29-May-15	17-Nov-15	31-Aug-20					46.0	35.6	10.4	77%	84,884	Project is underway		
IDA	Grid Expansion and Re-inforcement project	Energy	UETCL	21-Feb-17							100.0	2.3	97.7	2%		Awaiting effectiveness		
AFDF	NELSAP -Interconnection of Electric Grids of Nile Equatorial lake Countries (Ug, Rw, Br, Kenya, DRC) - Supplementary	Energy	MEMD/ UETCL	30-May-17	27-Jul-17						8.2	0.3	7.9	4%	10	Awaiting effectiveness		
AFD	Mbarara – Masaka Transmission Line	Energy	MEMD/ UETCL	13-Mar-18							51.9		51.9	0%		Awaiting signature and effectiveness		



Creditor /Donor	Project Title	GoU Sector/sub-sector	Ministry/Implementing Agency	Approval date - Donor	Approval date by Parliament	Commitment date (signed by GoU)	Date of Effectiveness*	Initial closure date	New closure date	Period to effectiveness (months)	GRANT amount committed (US\$ m)	LOAN Amount Committed (US\$ m)	Disbursed to date (US\$ m)	Un disbursed to date (US\$m)	% Disbursed	Commitment fees paid (USD Thousands)	Government Obligations in Financing Agreement	Status and Explanations for any delays (if any) in disbursement and/or implementation
KfW	Mbarara – Masaka Transmission Line	Energy	MEMD/ UETCL		13-Mar-18						49.0	49.0	49.0	0%			Awaiting signature and effectiveness	
JAPAN - JICA	Kampala Transmission System Improvement Project	Energy	UETCL		26-Apr-18	26-Apr-18	26-Apr-26				125.1	125.1	-	125.1	0%			
CHINA-EXIM BANK	Bridging the Demand Supply Balance gap Through the Accelerated rural Electrification programme project	Energy	REA		24-May-18	16-Jan-19	31-Jan-23				212.7	212.7	-	212.7	0%		Conditions for effectiveness; Legal Opinion, Satisfactory evidence that the agreement is duly ratified by Government; onlending agreement to the implementing agency; ii) opening Escrow accounts	Awaiting effectiveness
	TOTAL ENERGY										-	3,462.2	1,620.24	1,842.0	47%	2,928,467.09		
ACCOUNTABILITY - PRIVATE SECTOR DEVELOPMENT																		
IDA	Competitiveness & Enterprise Development (CEDP)	Financial	PSFU, MoLHUD	19-May-13	31-Jan-14	31-May-14	31-Mar-19			3	100.0	76.1	23.9	76%			Conditions for effectiveness; (i) Legal Opinion, (ii) Satisfactory evidence that the agreement is duly ratified by Government (iii) Conclude a subsidiary grant agreement to PSFU	Financing Agreement was signed on 31st January 2014 and is rated satisfactory on both the Development Outcome and Implementation Progress. Project on course.
IFAD	Project for Financial Inclusion in Rural Areas (PROFIRA)	Financial	MoFPED	25-Sep-14	24-Nov-14	24-Nov-14	24-Nov-21				28.2	15.6	12.6	55%			Conditions for effectiveness; (i) Legal Opinion, (ii) Satisfactory evidence that the agreement is duly ratified by Government (ii) establishment of the PMU	Project on course.
BADEA	Line of Credit to UDBL	Private	UDBL		2-Feb-17						16.0	4.3	11.7	27%			Conditions for effectiveness; (i) Legal Opinion, (ii) Satisfactory evidence that the agreement is duly ratified by Government	Awaiting effectiveness
IDB	Line of Credit to UDBL	Private	UDBL		2-Feb-17						10.0	-	10.0	0%			Conditions for effectiveness; (i) Legal Opinion, (ii) Satisfactory evidence that the agreement is duly ratified by Government	Awaiting effectiveness
	TOTAL PRIVATE SECTOR DEVELOPMENT										-	154.2	96.05	58.2	62%	-		
WATER SECTOR																		



Creditor /Donor	Project Title	GoU Sector/sub-sector	Ministry/Implementing Agency	Approval date - Donor	Approval date by Parliament	Commitment date (signed by GoU)	Date of Effectiveness*	Initial closure date	New closure date	Period to effectiveness (months)	GRANT amount committed (US\$ m)	LOAN Amount Committed (US\$ m)	Disbursed to date (US\$ m)	Un disbursed to date (US\$m)	% Disbursed	Commitment fees paid (USD Thousands)	Government Obligations in Financing Agreement	Status and Explanations for any delays (if any) in disbursement and/or implementation
AFDF	Water Supply and Sanitation Programme	Water	MWLE - DWD	18-May-12	11-Jan-12	31-Dec-13				7	63.3	49.9	13.4	79%	5,376.28	Undertakings:(i) NW&SC; (ii) Tariffs applied for operation/maintenance by commissioning; (iii) Compensation for land paid; (iv) Maintain project team. Other conditions: (v) performance contracts between MWLE + NW&SC	Delays in procurement for the solar powered mini-piped water schemes, location for water intakes and treatment sites on Mt. Elgon required approval from Wild Life Authority that took long to be secured, construction contracts submitted securities /guarantess issued by foreign banks that took long to be verified.	
AFDF	Kampala Sanitation Programme Phase I	Water	KCC	25-Sep-09	5-Nov-09	18-Feb-10	31-Dec-14				53.2	88.7	-33.5	166.8%	17,418.10	Entry into force conditions: (i) Opening a Bank account (ii) Secure a legal Opinion. First Disb Conditions: (i) Constitute the Project Implementation team within NWSC with designated staff. (ii)Opened a special account in BOU (ii) Conclude a subsidiary financing agreement between the borrower and NWSC on terms and conditions acceptable to the Fund. Other Conditions: (i) by 31st Dec 2009, should have completed the sanitation/ sewerage management study and commenced implementation of its recommendations by 31/12/2010 (ii) by 30 June 2010, NWSC undertake a detailed tariff and affordability study to access the effectiveness and adequacy of the current tariff (iii) by 31/12/2012 NWSC to implement the recommendations of the tariff and affordability study (iv) Proit to commencement of construction, provide evidence of land transfer or land use permit to NWSC for sewerage infrastructure devt and proof of compensation for persons whose properties, crops and/or trees are affected.	Project has disbursed 94%. It has suffered insufficient releases of GoU counterpart contribution leading to delayed payment of contractors and there by delaying the project completion	
FRANCE-AFD	Farm Income and Forest Conservation Project Pahse II	Water& Sanitation	NWSC	27-Apr-11	28-Apr-11	30-Jun-15					108.2	47.8	60.4	44%		(i) Providing Legal Opinion, (ii) providing Evidence that the agreement has been ratified by GOU (Cabinet and or Parliament approval), (iii) Provision of counterpart funds of EUR 34M	Delays in approvals by the financiers and this was due to counterpart funds that were not adequately provided for, delays in procurement, lack of necessary feasibility studies. The feasibility study was started after the signing of the loan agreement which delayed the implementation of the project	



Creditor /Donor	Project Title	GoU Sector/sub-sector	Ministry/Implementing Agency	Approval date - Donor	Approval date by Parliament	Commitment date (signed by GoU)	Date of Effectiveness*	Initial closure date	New closure date	Period to effectiveness (months)	GRANT amount committed (US\$ m)	LOAN Amount Committed (US\$ m)	Disbursed to date (US\$ m)	Un disbursed to date (US\$m)	% Disbursed	Commitment fees paid (USD Thousands)	Government Obligations in Financing Agreement	Status and Explanations for any delays (if any) in disbursement and/or implementation
EIB	Kampala water Lake Victoria WATSAN Project	Water& Sanitation	NWSC	27-Apr-11	28-Apr-11	30-Jun-15					108.2	24.6	83.6	23%		(i) Providing Legal Opinion, (ii) providing Evidence that the agreement has been ratified by GOU (Cabinet and or Parliament approval), (iii) Provision of counterpart funds of EUR 34M.		
IDA	Lake Victoria Environment Management Project II - 4531-UG	Environment + Wildlife conservation	MoW&E	3-Mar-09	29-Oct-09	25-Jan-10		30-Jun-13			28.1	25.5	2.6	91%		(i) GOU counter part funding (ii) Project accounts opened (iii) set up a project steering committee (iv) legal opinion of AG (v) progress Audit reports	Poor project management, complex multi-country and multi-sectoral project design, unclear modalities of collaboration among the various national and local implementing institutions/partners detailed implementation. Poor performance called for review and restructuring of the project. After the restructuring the project is now disbursing and scheduled to have the last disbursement in Dec 2017	
IDA	Water Management and Development Project	Water& Sanitation	MWE, NWSC	5-Feb-13	22-May-13	12-Aug-13		31-Dec-18			135.0	122.2	12.8	91%		(i) Providing Legal Opinion including subsidiary agreement, (ii) finalizing subsidiary agreement with NWSC, (iii)Project Implementation manual prepared and adopted .	Project approved by Parliament in March 2013, Loan agreement signed in May, declared effective August 12, 2013. This project is rated unsatisfactory both on Development Outcome and Implementation Progress but is taking shape. The delay is highly attributed to lack of designs for the water supply infrastructure in the towns at the time of loan approval, delays in procurement process and capacity challenges in the ministry of Water & environment as well as NWSC	
AfDF	Multi-National Lakes Edward and Albert Integrated Fisheries and Water Resources Management Project (LEAF II)	Water& Sanitation	MoW&E	8-Jan-16	27-Jan-16	4-Apr-11		30-Jun-21			6.0	2.7	3.3	45%	16362.81	Effectiveness conditions : submission of Attorney General's Legal Opinion, Opening One Foreign Currency Account and Special Account, Provide proof of land ownership where the project infrastructure will sit, Providing proof of existence of the steering committee, assignment of water expert, adherence to NEMA guidelines, submission of detailed ESMP	The project has so far disbursed 17.74%. Th faced some delays in approval of land at districts and also delays in disbursement of funds to the special account etc.	
AfDB	Farm Income and Forest Conservation Project Phase II	Environment + Wildlife conservation	MoW&E	8-Jan-16	17-Feb-16	12-Apr-16		30-Jun-21			76.7	19.5	57.2	25%		Effectiveness conditions : submission of Attorney General's Legal Opinion, Opening One Foreign Currency Account and Special Account, Provide proof of land ownership where the project infrastructure will sit, Providing proof of existence of the steering committee.	The project is on-going and has disbursed 19.1% so far. There is an issue of counterpart funding	



Creditor /Donor	Project Title	GoU Sector/sub-sector	Ministry/Implementing Agency	Approval date - Donor	Approval date by Parliament	Commitment date (signed by GoU)	Date of Effectiveness*	Initial closure date	New closure date	Period to effectiveness (months)	GRANT amount committed (US\$ m)	LOAN Amount Committed (US\$ m)	Disbursed to date (US\$ m)	Un disbursed to date (US\$m)	% Disbursed	Commitment fees paid (USD Thousands)	Government Obligations in Financing Agreement	Status and Explanations for any delays (if any) in disbursement and/or implementation
AFDF	Water Supply and Sanitation Programme Phase II	Water & Sanitation	MWE	7-Jan-16	3-Mar-16	11-May-16	30-Jun-21				90.8	46.0	44.8	51%	184569.5	Effectiveness conditions : submission of Attorney General's Legal Opinion, Opening One Foreign Currency Account and Special Account, Provide proof of land ownership where the project infrastructure will sit, Providing proof of existence of the steering committee.	The project has so far disbursed 40% and is progressing	
AFDF	Kampala Sanitation Programme - Supplementary	Water & Sanitation	NWSC	29-Mar-18	19-Apr-18	31-Jul-09					27.7	14.2	13.5	51%		Effectiveness conditions : submission of Attorney General's Legal Opinion, Opening One Foreign Currency Account and Special Account, Provide proof of land ownership where the project infrastructure will sit, Providing proof of existence of the steering committee.		
FRANCE -AFD	Kampala water Lake Victoria WATISAN Project-Phase II	Water & Sanitation	NWSC	19-Dec-18	25-Jan-19						127.5	-	127.5	0%			Awaiting effectiveness	
FRANCE -AFD	Development of Water and Sanitation facilities in the South Western Towns Masaka-Mbarara Corridor	Water & Sanitation	NWSC	19-Dec-18	25-Jan-19						102.0	-	102.0	0%			Awaiting effectiveness	
IDA	Integrated Water Management Development Project	Water & Sanitation	MoW&E and NWSC	19-Dec-18	4-Mar-19						28.2	251.0	279.2	0%			Awaiting effectiveness	
	TOTAL WATER SECTOR										0	1,177.6	736.4	37%	223,726.7			
PUBLIC SECTOR MANAGEMENT																		
IDA	Kampala Institutional Infrastructure Development (KIIDP II)	Multi-sectoral	KCCA	20-Mar-14	19-Dec-14	16-Feb-15	7-Dec-15	31-Dec-19				175.0	68.2	106.8	39%		Conditions for effectiveness: Submission of Legal Opinion of the Attorney General, Resolution of Parliament to borrow, set up of the PMU.	there have been delays in the procurement of Batch 2 works and the bid evaluation process has not been completed. Project is behind schedule with the closing date of the project being December 2019
IFAD	Restoration of Livelihoods in the Northern Region (PREL NOR)	Multi-sectoral - community projects	OPM and Districts	27-May-15	10-Jul-15			10-Jul-22			40.0	10.7	29.3	27%			Implementation has commenced, PIU in place at the Gulu office.	



Creditor /Donor	Project Title	GoU Sector/sub-sector	Ministry/Implementing Agency	Approval date - Donor	Approval date by Parliament	Commitment date (signed by GoU)	Date of Effectiveness*	Initial closure date	New closure date	Period to effectiveness (months)	GRANT amount committed (US\$ m)	LOAN Amount Committed (US\$ m)	Disbursed to date (US\$ m)	Un disbursed to date (US\$m)	% Disbursed	Commitment fees paid (USD Thousands)	Government Obligations in Financing Agreement	Status and Explanations for any delays (if any) in disbursement and/or implementation
IDB	Dry Lands integrated Development Project	Multi-sector projects	OPM	1-Apr-12	6-Nov-13	10-Dec-13	25-Feb-14	1-Sep-19			20.0	9.5	10.5	48%	25,414.20	On Course		
AADB	Markets and Agricultural Trade Improvement Project II (MATIP-II)	Multi-sector projects	MolG	25-Jun-15	28-Jul-15	2-Jan-15	30-Jun-20				84.2	17.5	66.7	21%				The project is on-going and has disbursed so far 2.3%. Some of the challenges include; long procurement procedures leading to low disbursements and delays in release of VAI arrears to the tune of UGX 15bn
IDA	Northern Uganda Social Action Fund Project NUSAF III	Social Protection & Development	OPM	27-May-15	3-Sep-15	16-Dec-15	14-Mar-16	31-Dec-20			130.0	71.7	58.3	55%				Disaster risk financing (DRF) implementation on-going. Systems in place to collect and analyse data for triggers of DRF. Livelihood investment support is on-going with increased savings amongst the beneficiaries, inter-lending, timely repayment and record keeping. Project is progressing well
IDA	Development of response to displacement impact project in the Horn of Africa (DRDIP)	Public Sector Mgt	OPM	31-May-17				31-Dec-21			50.0	15.0	35.0	30%				the project was launched in August 2018 in 10 districts of the refugee hosting districts. Implementation is on track
IDB	Local Economic Growth Support Project-Instalment Sale	Public Sector Mgt	MolG	19-Dec-18	25-Feb-19			31-Dec-22			-	-	23.0	0%				Awaiting effectiveness
IDB	Local Economic Growth Support Project	Public Sector Mgt	MolG	19-Dec-18	25-Feb-19			31-Dec-22			-	-	10.0	0%				Awaiting effectiveness
TOTAL PUBLIC SECTOR MANAGEMENT																		
25,414.20																		
339.6																		
192.6																		
532.2																		
-																		
36%																		
25,414.20																		

INFORMATION, COMMUNICATION AND TECHNOLOGY (ICT)



Creditor /Donor	Project Title	GoU Sector/sub-sector	Ministry/Implementing Agency	Approval date - Donor	Approval date by Parliament	Commitment date (signed by GoU)	Date of Effectiveness*	Initial closure date	New closure date	Period to effectiveness (months)	GRANT amount committed (US\$ m)	LOAN Amount Committed (US\$ m)	Disbursed to date (US\$ m)	Un disbursed to date (US\$m)	% Disbursed	Commitment fees paid (USD Thousands)	Government Obligations in Financing Agreement	Status and Explanations for any delays (if any) in disbursement and/or implementation	
IDA	Regional Communications Infrastructure Program (RICIP) Phase V	ICT	NTTA-U	22-May-15	25-Nov-15	4-Feb-16		28-Feb-22			-	75.0	26.9	48.1	36%		Effectiveness conditions: Submission of ; 1) Attorney General's Legal Opinion, Subsidiary Agreement executed with the Project Implementing Agency, Project implementation manual , Annual fiduciary assurance reports.	Data integration platform has been completed for all existing systems. Currently embarking on the expansion of the government network. Progress is rated satisfactory	
	TOTAL ICT										75.0	26.9	48.1	36%					
LANDS, HOUSING & URBAN DEVELOPMENT																			
IDA	Municipal Infrastructure Development	Public Sector Management	MolH & UD	28-Mar-13	15-May-12	22-May-13	4-Sep-13	31-Dec-18			150.0	140.3	9.7	94%			(i) Set up program support team, program steering committee and program technical committee (ii) legal opinion of AG (iii) Program Operational Manual prepared and adopted, (iv) Appointment of an Independent Verification Agent, (v) MoLHUD entered into inter-agency MOU	All Batch 1 infrastructure projects have been completed. Contracts for Batch 2 infrastructure projects were signed in 11 municipalities out of 12 with average performance at 97%	
IDA	Municipal Infrastructure Development - Additional Financing	Public Sector Management	MolH & UD	5-Dec-18	5-Dec-18	25-Feb-19		31-Dec-23			24.1	335.0	-	359.1	0%		(i) legal opinion of AG (iii) Program Operational Manual prepared and adopted	Awaiting legal opinion to be declared effective	
	TOTAL LANDS										-	150.0	140.3	9.7	94%				
TRADE																			
IDA	Great Lakes Trade Facilitation Project	Trade	MTTC	14-Mar-17	14-Mar-17	23-Mar-17	17-Apr-17	31-Dec-20			9.5	1.9	7.6	20%			Project implemented by both MoWT and MTTC. Under Works component, Evaluation of proposals for consultancy services to develop Mpondwe and Bunagana OSBP completed. Under MTTC, evaluation report of proposals for BEZ at Mpondwe completed and contract cleared by Solicitor General in Dec 2018. Implementation progress behind schedule		
	TOTAL LANDS										-	9.5	1.9	7.6	20%				
	GRAND TOTAL										1.7	9,278.0	3,949.86	5,329.8	43%	4,568,106.1			



**ANNEX 3: PROJECTS MANAGED OUTSIDE GOVERNMENT SYSTEMS
FY 2017/18 - FY 2023/24**

SECTOR	Donor	Counterpart / Implementing Partner	Project name	Forecast Disbursement 2017/18	Forecast Disbursement 2018/19	Forecast Disbursement 2019/20	Forecast Disbursement 2020/21	Forecast Disbursement 2021/22	Forecast Disbursement 2022/23	Forecast Disbursement 2023/24
Health	Austria	CARE Austria	Improving Access to Reproductive, Child and Maternal Health in Northern Uganda	0.05	-	-	-	-	-	-
JLOS	Austria	Human Right Center Uganda	Promote Awareness and Understanding of Human Rights in Uganda	0.03	-	-	-	-	-	-
Water & Environment	Austria	SNV-The Netherlands Development Organisation	Improving Water Supply Sustainability -Northern Uganda (IWAS) - Cal for Proposals	0.05	-	-	-	-	-	-
Water & Environment	Austria	CONCERN Worldwide	Strengthening Operation and Maintenance to Improve Functionality of Rural Water Supply in Pader and Agago Districts, Northern Uganda - Call for Proposals	0.11	-	-	-	-	-	-
		Total Austria		0.24	-	-	-	-	-	-
Accountability	Belgium	MoFPED	Study fund	0.54	-	-	-	-	-	-
Multisector	Belgium	MoH/MoES	Support to beneficiary institutes to the skills development of their human resources	1.63	1.26	-	-	-	-	-
		Total Belgium		2.17	1.26	-	-	-	-	-
Accountability	DANIDA	aBi - TA	Agriculture Business Initiative (aBi)	0.62	0.57	-	-	-	-	-
Accountability	DANIDA	aBi Finance	Agriculture Business Initiative (aBi)	2.70	2.73	-	-	-	-	-
Accountability	DANIDA	NGO /CSOs	UGOGO- Component 1-Democratic Governance Facility	4.72	2.96	-	-	-	-	-
Accountability	DANIDA	aBi Trust and aBi Finance	Agriculture Business Initiative (aBi)	10.14	2.49	-	-	-	-	-
Private Sector Dev't	DANIDA	Trademark East Africa - Uganda	Electronic Single Window	2.78	2.81	-	-	-	-	-
		Total DANIDA		20.96	11.56	-	-	-	-	-
Accountability	DFID	KPMG	Financial Service Inclusion Programme	2.23	-	-	-	-	-	-
Accountability	DFID	USAID, Adam Smith International	Strengthening Uganda's Anti-Corruption and Accountability Regime (SUGAR)	7.89	6.95	4.25	-	-	-	-
Accountability	DFID	AgDevo, Consultancy firm TBD and A Ugandan financial institution TBD	Northern Uganda: Transforming the Economy through Climate Smart Agribusiness (NU-TEC)	11.29	14.94	16.12	-	-	-	-
Education	DFID	To be confirmed	Support to pro poor education in Uganda	12.99	-	-	-	-	-	-
Energy & Minerals	DFID	KFW	On Grid Small Scale Renewable Energy in Uganda	8.87	1.62	1.29	-	-	-	-
Health	DFID	To be confirmed	Support to Family Planning in Uganda	11.86	-	-	-	-	-	-
JLOS	DFID	Democratic Governance Facility	Democratic Governance Facility- Deepening Democracy Phase II component	1.91	-	-	-	-	-	-
Multisector	DFID	Trademark East Africa	Trademark East Africa - Uganda Window	9.18	7.22	-	-	-	-	-



SECTOR	Donor	Counterpart / Implementing Partner	Project name	Forecast Disbursement 2017/18	Forecast Disbursement 2018/19	Forecast Disbursement 2019/20	Forecast Disbursement 2020/21	Forecast Disbursement 2021/22	Forecast Disbursement 2022/23	Forecast Disbursement 2023/24
Social Development	DFID	To be confirmed	Strengthening Gender Equality in Uganda	2.26	-	-	-	-	-	-
Social Development	DFID	Maxwell Stamp, MTN and Min of Labour and Social dev't	Expanding Social Protection in Uganda - Phase Two	20.62	18.98	13.59	-	-	-	-
Social Development	DFID	TBD (Business case under development)	Promoting Youth Employment in Uganda	19.80	39.16	-	-	-	-	-
Water & Environment	DFID	UNICEF, WFP, FAO	Enhancing resilience in Karamoja Uganda	17.30	11.52	-	-	-	-	-
Total DFID				126.20	100.39	35.25	-	-	-	-
Accountability	EU	TRIAS VZW	Farmer's voice: 'Improving Food security Governance in east Africa'	0.14	-	-	-	-	-	-
Accountability	EU	IFAD	Small and Medium Agribusiness Development Fund – A Public Private Partnership	3.47	3.52	1.78	-	-	-	-
Education	EU	RESTLESS DEVELOPMENT LBG	Sustainable Livelihoods for Karamojong Youth	0.15	0.10	-	-	-	-	-
Education	EU	CONCERN WORLDWIDE LBG	Skills, Income and Livelihoods in Karamoja	0.15	0.10	-	-	-	-	-
Education	EU	LEONARD CHESHIRE DISABILITY LBG	Accessible and sustainable livelihoods for people with disabilities in Uganda	0.20	0.11	-	-	-	-	-
Education	EU	STICHTING SNV NEDERLANDSE ONTWIKKELINGSORGANISATIE	Youth Employability through Enterprise and skills development (YES project)	0.20	0.17	-	-	-	-	-
Education	EU	PLAN INTERNATIONAL (UK) LBG	Empowering Youth for Sustainable Livelihoods	0.23	0.23	-	-	-	-	-
Health	EU	MAKERERE UNIVERSITY	Supporting Policy Engagements For Evidence-based Decisions (SPEED) for Universal Health Coverage in Uganda	0.85	0.86	-	-	-	-	-
JLOS	EU	FOUNDATION FOR HUMAN RIGHTS INITIATIVE (FHRI) NGO	Beyond 2011: Promoting the integrity, credibility and transparency of the electoral process in Uganda through: legislative advocacy and civic education.	0.03	-	-	-	-	-	-
JLOS	EU	THE BRITISH COUNCIL ROYAL CHARTER	Action for Strengthening Institutions and Communities in Promoting Women's Rights	0.11	-	-	-	-	-	-
JLOS	EU	COOPERATIE ICCO UA	Cross Roads: A Soap Opera for Social Change	0.11	-	-	-	-	-	-
JLOS	EU	AFRICAN CENTRE FOR TREATMENT AND REHABILITATION OF TORTURE VICTIMS NON GOVERNMENTAL ORGANISATION	Strengthening and enhancing torture prevention, rehabilitation and accountability in East Africa	0.13	-	-	-	-	-	-
JLOS	EU	ACTION AID INTERNATIONAL UGANDA NON GOVERNMENTAL ORGANIZATION	Empowering children and their communities to address harmful practices and violence against children in Eastern Uganda	0.21	-	-	-	-	-	-



SECTOR	Donor	Counterpart / Implementing Partner	Project name	Forecast Disbursement 2017/18	Forecast Disbursement 2018/19	Forecast Disbursement 2019/20	Forecast Disbursement 2020/21	Forecast Disbursement 2021/22	Forecast Disbursement 2022/23	Forecast Disbursement 2023/24
JLOS	EU	IDAY INTERNATIONAL AISBL	Stopping violence against child domestic workers in Eastern Africa and DRC through regulation and education	0.27	-	-	-	-	-	-
JLOS	EU	PLAN SUOMI SAATIO	Combating silent violence against younger children in post-conflict districts of northern Uganda	0.37	-	-	-	-	-	-
Water & Environment	EU	UNITED NATIONS EDUCATIONAL SCIENTIFIC AND CULTURAL ORGANIZATION	Capacity Development for Performance Improvement of Water Utilities in Secondary Urban Centres in East Africa	0.22	0.22	-	-	-	-	-
Water & Environment	EU	FAO	GCCA - Global climate change alliance - Contribution Agreement with FAO	0.59	-	-	-	-	-	-
Water & Environment	EU	STICHTING AFRICAN MEDICAL AND RESEARCH FOUNDATION NEDERLAND	Basic Sanitation for Poor Peri-Urban and Urban Communities of Uganda	0.31	0.31	-	-	-	-	-
Water & Environment	EU	WATERAID LBG	Equitable and sustainable access to safe water improved sanitation and hygiene for poor communities in post - conflict areas of Uganda	0.39	0.40	0.40	-	-	-	-
Total EU				8.13	6.02	2.18	-	-	-	-
Accountability	Germany (KfW)	DFCU	Microfinance Programme I+II	1.58	1.58	-	-	-	-	-
Total Germany (KfW)				1.58	1.58	-	-	-	-	-
Accountability	Ireland	Anti-Corruption Coalition of Uganda (ACCU)	Strengthening Karamoja Anticorruption Coalition (SKACC)	0.06	-	-	-	-	-	-
Accountability	Ireland	Human Rights Centre Uganda (HRCU)	Enhancing Sustainable Relationship Between the National Bureau and the Civil Society Sector in Uganda	-	0.16	0.15	0.15	-	-	-
Education	Ireland	World Food Programme	Home Grown School Feeding Programme	0.11	0.12	0.11	0.11	-	-	-
Education	Ireland	Straight Talk Foundation	Irish Aid Bursary Scheme for Karamoja	1.06	-	-	-	-	-	-
Education	Ireland	Enabel	Support to Skilling Uganda in Karamoja	2.32	2.39	0.40	0.40	-	-	-
Health	Ireland	World Food Programme	Home Grown School Feeding Programme	0.11	0.12	0.11	0.11	-	-	-
Health	Ireland	World Food Programme	Food Assistance to Vulnerable Households	0.32	0.36	0.34	-	-	-	-

SECTOR	Donor	Counterpart / Implementing Partner	Project name	Forecast Disbursement 2017/18	Forecast Disbursement 2018/19	Forecast Disbursement 2019/20	Forecast Disbursement 2020/21	Forecast Disbursement 2021/22	Forecast Disbursement 2022/23	Forecast Disbursement 2023/24
Health	Ireland	Alliance of Mayors and Municipal Leaders on HIV/AIDS in Africa (AMICAALL)	Prevention of HIV/AIDS in the Communities of Karamoja (PACK) II	-	0.48	0.66	0.31			
Health	Ireland	National Forum of People Living with HIV/AIDS Networks in Uganda (NAFOPHANU)	Prevention of HIV/AIDS in the Communities of Karamoja (PACK) II	-	0.48	0.66	0.31			
Health	Ireland	Straight Talk Foundation	Prevention of HIV/AIDS in the Communities of Karamoja (PACK) II	-	0.48	0.66	0.31			
Health	Ireland	The Aids Support Organisation	Prevention of HIV/AIDS in the Communities of Karamoja (PACK) II	-	0.48	0.66	0.31			
Social Development	Ireland	National Association of Women Organisations in Uganda (NAWOU)	Rising to Protect Tipin and Kor's Rights in Karamoja (Amudat and Moroto)	0.11	0.12	0.11	-			
Social Development	Ireland	Maxwell Stamps PLC	Expanding Social Protection Programme II	1.58	1.79	1.71	1.70			
Social Development	Ireland	Ministry of Gender, Labour & Social Development	Expanding Social Protection Programme II	1.58	1.79	1.71	1.70			
Total Ireland				7.24	8.75	7.27	5.38			
Education	Japan	St. Mary Assumpta Mella Seed Secondary School	The Project for the Construction of Classroom Blocks at St. Mary Assumpta Mella Seed Secondary School in Toroto District	0.05	-	-	-			
Education	Japan	Ekarakafe Primary School	The Project for the Construction of a Classroom Block and a Girls' Latrine Block at Ekarakafe Primary School	0.06	-	-	-			
Education	Japan	St. Agatha Girls' Secondary School	The Project for the Construction of a Girls' Dormitory at St. Agatha Girls' Secondary School in Rubanda District	0.07	-	-	-			
Education	Japan	Kaberamaido District Local Government	The Project for the Construction of Classroom Blocks at Odongai Primary School in Kaberamaido District	0.08	-	-	-			
Education	Japan	Katine Secondary School	The Project for the Construction of a Science Laboratory Block at Katine Secondary School in Soroti District	0.08	-	-	-			
Education	Japan	Atur Primary School	The Project for the Improvement of Learning Environment at Atur Primary School in Dokolo District	0.08	-	-	-			
Education	Japan	Kigum District Local Government	The Project for the Construction of a Library in Kigum District	0.09	-	-	-			
Education	Japan	Lwabyata Seed Secondary School	The Project for the Construction of a Girls' Dormitory at Lwabyata Seed Secondary School in Nakasongola District	0.10	-	-	-			



SECTOR	Donor	Counterpart / Implementing Partner	Project name	Forecast Disbursement 2017/18	Forecast Disbursement 2018/19	Forecast Disbursement 2019/20	Forecast Disbursement 2020/21	Forecast Disbursement 2021/22	Forecast Disbursement 2022/23	Forecast Disbursement 2023/24
Health	Japan	St. Kevin Toroma Health Centre III	The Project for the Construction of a General Ward in St. Kevin Toroma Health Centre III in Katakwi District	0.07	-	-	-	-	-	-
Health	Japan	Tumbobo Health Centre II	The Project for the Construction of a General Ward in Tumbobo Health Centre II in Kapchorwa District	0.08	-	-	-	-	-	-
Public Sector Management	Japan	Save the Children Japan	Project for improving responses to disasters and climate change adaptation capacity for vulnerable people in Kasese district (Year 3)	0.48	-	-	-	-	-	-
Public Sector Management	Japan	UNDP	Emergency Response to South Sudanese Refugee Influx: Enhancing Human Security for Refugees and Host Communities in Northern Uganda	0.74	-	-	-	-	-	-
Public Sector Management	Japan	WFP	KR Grant (food assistance to Karamoja)	2.50	-	-	-	-	-	-
Public Sector Management	Japan	UNHCR	Providing Life-Saving Healthcare, WASH and Shelter Services and Expanding Livelihood Opportunities for South Sudanese, Congolese, and Burundian Refugees	2.58	-	-	-	-	-	-
Public Sector Management	Japan	WFP	Food Assistance to Vulnerable Households PRRO 200852 (2016-2018) "Refugee response and livelihoods" - Saving lives and building livelihoods	2.93	-	-	-	-	-	-
Public Sector Management	Japan	World Bank	Northern Uganda Business Advisory Support Project	3.00	-	-	-	-	-	-
Water & Environment	Japan	Agency for Co-operation and Research in Development (ACORD)	The Project for the Improvement of School Sanitation and Hygiene in 7 Primary Schools in Isingiro District	0.08	-	-	-	-	-	-
Water & Environment	Japan	International Development Institute (IDI)	The Project for the Improvement of Access to Safe Water in 3 Sub Counties in Kumi District	0.09	-	-	-	-	-	-
Total Japan				13.16	-	-	-	-	-	-
Accountability	Norway	KfW Entwicklungsbank	Get-Fit - Support to renewable power production	2.30	-	-	-	-	-	-
Energy & Minerals	Norway	KfW Entwicklungsbank	Get-Fit - Support to renewable power production	2.35	-	-	-	-	-	-
Total Norway				4.65	-	-	-	-	-	-
Accountability	Sweden	IRC	Strengthening Private Sector Engagement in Enterprise Development (SPEED)	0.52	-	-	-	-	-	-
Private Sector Dev't	Sweden	IRC	Strengthening Private Sector Engagement in Enterprise Development (SPEED)	0.52	-	-	-	-	-	-
Total Sweden				1.04	-	-	-	-	-	-



SECTOR	Donor	Counterpart / Implementing Partner	Project name	Forecast Disbursement 2017/18	Forecast Disbursement 2018/19	Forecast Disbursement 2019/20	Forecast Disbursement 2020/21	Forecast Disbursement 2021/22	Forecast Disbursement 2022/23	Forecast Disbursement 2023/24
Accountability	USAID	ERNST AND YOUNG	Audit fees	0.02	-	-	-	-	-	-
Accountability	USAID	ERNST AND YOUNG	Audit fees	0.03	-	-	-	-	-	-
Accountability	USAID	National Union of Disabled Persons of Uganda	Support Participation of People with Disabilities in Local Government	-	0.10	0.10	-	-	-	-
Accountability	USAID	Hennice	Maintenance and Support Services of the USAID's Performance Reporting System (PRS)	-	0.14	0.11	-	-	-	-
Accountability	USAID	World Bank	Partnership between USAID and World Bank on Support to Local Development Partners' Group (LDPB)	-	0.37	0.21	-	-	-	-
Accountability	USAID	Salmon Group Inc.	Fast Staff Activity (TO 1)	-	0.86	0.86	-	-	-	-
Accountability	USAID	Salmon Group Inc.	Fast Staff Activity (TO 2)	-	1.42	1.42	-	-	-	-
Accountability	USAID	Salmon Group Inc.	IDIQ -Fast Staff Activity	-	1.35	1.35	1.12	-	-	-
Accountability	USAID	The Kaizen Company, LLC	Organizational Development Activity	-	1.63	1.63	1.63	1.63	1.63	-
Accountability	USAID	RTI International	Governance, Accountability, Performance and Participation (GAPP)	-	5.07	2.11	-	-	-	-
Accountability	USAID	Davita & Associates Ltd	Financial Support Services BPA	-	1.00	1.00	-	-	-	-
Accountability	USAID	Ernest & Young Certified Public Accountants	Financial Support Services BPA	-	1.00	1.00	0.25	-	-	-
Accountability	USAID	Kisaka & Company Advocates	Audit of the Host Government-owned LCTF(Trust fund Audit)	-	0.01	0.01	-	-	-	-
Accountability	USAID	PricewaterHouseCoopers Limited	Financial Support Services BPA	-	1.00	1.00	-	-	-	-
Accountability	USAID	Deloitte (U) Ltd	Financial Support Services BPA	-	1.00	1.00	-	-	-	-
Accountability	USAID	TBD	Domestic Revenue Mobilization	-	-	2.00	2.00	2.00	2.00	2.00
Accountability	USAID	TBD	Civil Society Activity	-	-	3.00	3.00	3.00	3.00	3.00
Agriculture	USAID	CARANA CORPORATION	GDA Maize Alliance with Carana Corporation	0.14	-	-	-	-	-	-
Agriculture	USAID	FHI 360	System -wide collaborative action for livelihoods -Scale	0.25	-	-	-	-	-	-
Agriculture	USAID	FOOD AND AGRICULTURE ORGANIZATION OF THE UNITED NATIONS	FAO PIO Grant Amendment #14.	0.38	-	-	-	-	-	-
Agriculture	USAID	CARANA CORPORATION	GDA Coffee Alliance with Carana Corporation	0.74	-	-	-	-	-	-
Agriculture	USAID	SAGU	Agriculture for Women with Disabilities Activity	-	0.37	0.37	0.09	-	-	-
Agriculture	USAID	BRONX ZOO WILDLIFE CONSERVATION PARK	Biodiversity Trust fund	0.89	-	-	-	-	-	-
Agriculture	USAID	TBD	FTF Biosafety Follow -on (PIO Grant)	-	-	0.30	0.30	0.30	0.30	0.30
Agriculture	USAID	Tufts University	Karamoja Resilience Support Unit	-	1.39	0.12	-	-	-	-
Agriculture	USAID	TechnoServe, Inc	Feed the Future Producer Organizations Activity	-	1.07	0.80	-	-	-	-
Agriculture	USAID	ACDI/VOCA	Resiliency through Wealth, Agriculture, and Nutrition in Karamoja	2.04	-	-	-	-	-	-
Agriculture	USAID	TBD	Population-based survey (FTF)	-	-	0.50	0.50	0.50	0.50	0.50



SECTOR	Donor	Counterpart / Implementing Partner	Project name	Forecast Disbursement 2017/18	Forecast Disbursement 2018/19	Forecast Disbursement 2019/20	Forecast Disbursement 2020/21	Forecast Disbursement 2021/22	Forecast Disbursement 2022/23	Forecast Disbursement 2023/24
Agriculture	USAID	TBD	Karamoja knowledge, donor and gov coordination	-	-	1.00	1.00	1.00	1.00	1.00
Agriculture	USAID	TBD	Agriculture and Market Support (AMS/WFP)	-	-	1.00	1.00	1.00	1.00	1.00
Agriculture	USAID	Chemonics International Inc	Feed The Future Enabling Environment for Agriculture	2.48	3.63	3.03	-	-	-	-
Agriculture	USAID	TBD	Agriculture Research activity	-	-	2.00	2.00	2.00	2.00	2.00
Agriculture	USAID	TBD	PASA - USDA	-	-	2.65	2.65	2.65	2.65	2.65
Agriculture	USAID	Chemonics International Inc.	Feed the Future Uganda Youth Leadership for Agriculture Activity	4.58	4.31	4.31	0.18	-	-	-
Agriculture	USAID	TBD	Institutional Capacity Building activity	-	-	4.80	4.80	4.80	4.80	4.80
Agriculture	USAID	TBD	Integrated Agriculture Markers (IAM)	-	-	4.90	4.90	4.90	4.90	4.90
Agriculture	USAID	Abt Associates, Inc.	Integrated Community Agriculture and Nutrition Activity(ICAN)	-	4.64	4.64	4.64	4.64	4.64	0.19
Economic Growth	USAID	Department of State/Political Office	Small Grants Program in Uganda	-	0.03	-	-	-	-	-
Economic Growth	USAID	BEYOND LOGISTICS LIMITED	VMMC/SMGL Commodities BPA	0.09	-	-	-	-	-	-
Economic Growth	USAID	PricewaterHouseCoopers Limited	Refugee Third Party Monitoring(West Nile -Zone 2)	-	0.13	-	-	-	-	-
Economic Growth	USAID	PricewaterHouseCoopers Limited	Refugee Third Party Monitoring(West Nile -Zone 3)	-	0.20	-	-	-	-	-
Economic Growth	USAID	PricewaterHouseCoopers Limited	Refugee Third Party Monitoring(West Nile -Zone 4)	-	0.20	-	-	-	-	-
Economic Growth	USAID	PricewaterHouseCoopers Limited	Refugee Third Party Monitoring (West Nile -Zone 1)	-	0.20	-	-	-	-	-
Economic Growth	USAID	ELIZABETH GLASER PEDIATRIC AIDS FOUNDATION	Develop model for national scale up of the Pratt Pouch	0.34	-	-	-	-	-	-
Economic Growth	USAID	Transcultural Psychosocial Organization Uganda (TPO)	Promoting Peaceful Coexistence and Resilience	-	0.37	0.37	-	-	-	-
Economic Growth	USAID	MBW Consulting Ltd	Architect & Engineering Design and Construction Management Services	-	0.76	0.76	0.13	-	-	-
Economic Growth	USAID	CHEMONICS	Feed the Future Commodity Production and Marketing Activity	2.11	-	-	-	-	-	-
Economic Growth	USAID	AVSI FOUNDATION	Scaling Up Community Based OVC Response - (SCORE)	2.85	-	-	-	-	-	-
Education	USAID	TBD	Private Sector Education Assessment	-	-	0.05	0.05	0.05	0.05	0.05
Education	USAID	TBD	SHRP Performance Evaluation	-	-	0.08	0.08	0.08	0.08	0.08
Education	USAID	EMPOWER AFRICAN CHILDREN	Construction of a secondary boarding school.	0.40	-	-	-	-	-	-
Energy & Minerals	USAID	ESG	USAID/Uganda Power Africa Activity	1.80	-	-	-	-	-	-
Energy & Minerals	USAID	Energy and Security Group (ESG)	USAID's Power Africa Uganda Electricity Supply Accelerator (PAUESA)	-	3.77	3.77	0.63	-	-	-
Health	USAID	ABT ASSOCIATES INC.	Indoor Residual Spraying II (IRS II)	0.01	-	-	-	-	-	-
Health	USAID	BlazeSports America Inc.	Sports for Youth with Disabilities Activity	0.11	0.09	0.09	-	-	-	-
Health	USAID	CENTERS FOR DISEASE CONTROL	Centers for Disease Control and Prevention (CDC) Interagency IAA Agreement II	0.53	-	-	-	-	-	-



SECTOR	Donor	Counterpart / Implementing Partner	Project name	Forecast Disbursement 2017/18	Forecast Disbursement 2018/19	Forecast Disbursement 2019/20	Forecast Disbursement 2020/21	Forecast Disbursement 2021/22	Forecast Disbursement 2022/23	Forecast Disbursement 2023/24
Health	USAID	FHI 360	Education & Research to Improve Climate Change Adaptation	0.71	-	-	-	-	-	-
Health	USAID	TBD	Regional Referral Hospital - Mbarara	-	-	0.15	0.15	0.15	0.15	0.15
Health	USAID	TBD	Regional Referral Hospital - Jinja	-	-	0.15	0.15	0.15	0.15	0.15
Health	USAID	ENGENDERHEALTH, INC.	Fisnula Care	1.64	-	-	-	-	-	-
Health	USAID	TBD	Waste Management- Local Procurement (PEPFAR)	-	-	0.34	0.34	0.34	0.34	0.34
Health	USAID	CHEMONICS	GHSC for Procurement & Supply Mgmt (PSM) TO2 - Malaria	1.72	-	-	-	-	-	-
Health	USAID	National Opinion Research Centre	Performance and Impact Evaluation of Literacy Achievement and Retention Program (P&IE LARA)	-	0.88	0.88	0.15	-	-	-
Health	USAID	CRS - USCCB	Comprehensive Care for Children	2.48	-	-	-	-	-	-
Health	USAID	ABT ASSOCIATES INC.	Indoor Residual Spraying II (IRS II)	5.58	-	-	-	-	-	-
Health	USAID	ABT ASSOCIATES INC.	PMI Africa Indoor Residual Spraying	6.28	-	-	-	-	-	-
Health	USAID	CHEMONICS	Central Contraceptive Procurement (CCP)	6.75	-	-	-	-	-	-
Health	USAID	FHI 360	Communication for Healthy Communities	9.23	-	-	-	-	-	-
Health	USAID	TBD	Innovatives Alliances activity	-	-	2.00	2.00	2.00	2.00	2.00
Health	USAID	ABT ASSOCIATES INC.	VectorLink Project	11.21	-	-	-	-	-	-
Health	USAID	CARDNO EMERGING MARKETS USA, LTD.	Private Health Support (PHS)	11.67	-	-	-	-	-	-
Health	USAID	TBD	Maternal Child Health and Nutrition Activity	-	-	2.50	2.50	2.50	2.50	2.50
Health	USAID	RTI International	Literacy Achievement and Retention Activity (LARA)	-	7.74	7.74	-	-	-	-
Health	USAID	World Education, Inc	Better Outcomes for Children and Youth in Northern and Eastern Uganda (BOCY)	-	8.35	8.35	-	-	-	-
Health	USAID	Research Triangle Institute	Literacy and Health Education Program (Literacy/SHRP)	-	8.61	8.61	-	-	-	-
Health	USAID	TBD	Family Planning Activity	-	-	4.00	4.00	4.00	4.00	4.00
Health	USAID	TBD	Private Not for Profit (PNFP)- Local Commodities (PEPFAR)	-	-	4.60	4.60	4.60	4.60	4.60
Health	USAID	ELIZABETH GLASER PEDIATRIC AIDS FOUNDATION	Regional Health Integration to Enhance Services in South West Region (RHITES-SW)	24.70	-	-	-	-	-	-
Health	USAID	TBD	Uganda Health Supply Chain TA (PEPFAR)	-	-	6.00	6.00	6.00	6.00	6.00
Health	USAID	TBD	Social & Behavior Change for Transformation (SBC4T)	-	-	7.15	7.15	7.15	7.15	7.15
Health	USAID	Ashland Moror Africa Limited	MobilLab (Procurement of vehicle Bus)	0.15	0.14	0.14	-	-	-	-
Health	USAID	Abt Associates, Inc.	Voucher Plus Activity	6.22	4.90	4.90	-	-	-	-
Health	USAID	FHI360	Communication for Healthy Communities (CHC)	-	8.34	8.34	-	-	-	-
Health	USAID	Elizabeth Glaser Pediatric AIDS Foundation (EGPAF)	Regional Health Integration to Enhance Services in South West Uganda (RHITES-SW)	-	12.01	12.01	-	-	-	-



SECTOR	Donor	Counterpart / Implementing Partner	Project name	Forecast Disbursement 2017/18	Forecast Disbursement 2018/19	Forecast Disbursement 2019/20	Forecast Disbursement 2020/21	Forecast Disbursement 2021/22	Forecast Disbursement 2022/23	Forecast Disbursement 2023/24
Health	USAID	World Health Organization	Survey to determine Direct & Indirect Costs due to TB patients	-	0.06	0.06	-	-	-	-
Health	USAID	PATH	Advocacy for Better Health (ABT)	-	4.00	4.00	-	-	-	-
Health	USAID	Management Sciences for Health (MSH)	Uganda System Strengthening and Health Commodities	-	7.28	7.28	-	-	-	-
Health	USAID	Malaria Consortium	Malaria Action Program for Districts (MAPD)	-	8.30	8.30	-	-	-	-
Health	USAID	Social & Scientific Systems, Inc.	Strategic Information Technical Support (SITES)	-	4.59	4.59	4.59	4.59	-	-
Health	USAID	University Research Co., LLC	Regional Health Integration to Enhance Services in East Central Uganda (RHITES-EC)	-	11.08	11.08	11.08	-	-	-
Health	USAID	IntraHealth International	Regional Health Integration to Enhance Services in Eastern Uganda (RHITES-E)	-	12.97	12.97	12.97	12.97	-	-
Health	USAID	TBD	Basic Education/OVC Teaming Agreement (some PEPFAR)	-	-	32.00	32.00	32.00	32.00	32.00
Health	USAID	World Vision, Inc	HIV/Health Initiatives in Workplaces Activity (HIWA)	-	3.25	3.25	-	-	-	-
Health	USAID	Beyond Logistics	Procurement of 480 sets of Maternal Medical Equipment	-	0.26	0.26	-	-	-	-
Health	USAID	Beyond Logistics	Pharmaceutical and Medical Supplies BPA	-	1.67	1.67	-	-	-	-
Health	USAID	University Research Co., LLC	Defeat TB	-	3.99	3.99	3.99	3.99	-	-
Health	USAID	University Research Co., LLC	Regional Health Integration to Enhance Services – North, Acholi (RHITES-N, Acholi)	-	5.67	5.67	5.67	5.67	-	-
Health	USAID	Terra Tech, ARD	Uganda Sanitation for Health	-	6.41	6.41	6.41	6.41	3.20	-
Health	USAID	John Snow, Inc.	Regional Health Integration to Enhance Services – Lango (RHITES-N Lango)	-	6.57	6.57	6.57	6.57	3.83	-
Health	USAID	Intra Health International, Inc	Strengthening Human Resources for Health (SHRH)	-	5.25	5.25	-	-	-	-
Health	USAID	Catholic Relief Services	Sustainable Outcomes for Children and Youth in Central and Western Uganda (SOCY)	11.02	9.08	9.08	-	-	-	-
JLOS	USAID	Freedom House Inc	Rights and Rule of Law	-	1.60	-	-	-	-	-
JLOS	USAID	Luswata Paulo Nsibuka	DCA Portfolio Monitoring and Training Support Services	-	0.02	0.02	-	-	-	-
JLOS	USAID	TBD	GAPP Evaluation	-	-	0.03	0.03	0.03	0.03	0.03
JLOS	USAID	Deloitte (Uganda) Limited	Refugee Third Party Monitoring(South Western -Zone 6)	-	0.19	-	-	-	-	-
JLOS	USAID	Deloitte (Uganda) Limited	Refugee Third Party Monitoring(South Western -Zone 7)	-	0.19	-	-	-	-	-
JLOS	USAID	Deloitte (Uganda) Limited	Refugee Third Party Monitoring(Mid-West -Zone 5)	-	0.18	0.14	-	-	-	-
JLOS	USAID	TBD	Strengthening Accountability and Reducing Corruption(STAR)	-	-	8.00	8.00	8.00	8.00	8.00
JLOS	USAID	FREEDOM HOUSE, INC.	Democracy, Human Rights/Rule of Law Program	1.36	-	-	-	-	-	-
Security	USAID	Peace Corps	Feed The Future Uganda Food Security Activity	-	0.25	0.25	0.04	-	-	-
Social Development	USAID	Mercy Corps	Securing Peace and Promoting Prosperity in Karamoja	-	0.70	0.15	-	-	-	-
Water & Environment	USAID	FHI 360	Food and Nutrition Technical Assistance - (FANTA III)	0.47	-	-	-	-	-	-



SECTOR	Donor	Counterpart / Implementing Partner	Project name	Forecast Disbursement 2017/18	Forecast Disbursement 2018/19	Forecast Disbursement 2019/20	Forecast Disbursement 2020/21	Forecast Disbursement 2021/22	Forecast Disbursement 2022/23	Forecast Disbursement 2023/24
Water & Environment	USAID	Wildlife Conservation Society	Biodiversity Trust Fund	-	0.76	0.19	-	-	-	-
Water & Environment	USAID	AFRICAN WILDLIFE FOUNDATION	Uganda Biodiversity Program	0.97	-	-	-	-	-	-
Water & Environment	USAID	TBD	Infrastructure for Biodiversity--FARA with NFA	-	-	0.23	0.23	0.23	0.23	0.23
Water & Environment	USAID	TBD	Infrastructure for Biodiversity--FARA with UWA	-	-	0.23	0.23	0.23	0.23	0.23
Water & Environment	USAID	TBD	Uganda Biodiversity Fund	-	-	0.40	0.40	0.40	0.40	0.40
Water & Environment	USAID	TBD	Combating Wildlife Crime	-	-	0.70	0.70	0.70	0.70	0.70
Water & Environment	USAID	TBD	Biodiversity for Resilience	-	-	3.00	3.00	3.00	3.00	3.00
Total USAID				121.94	181.39	265.94	153.89	140.22	107.07	93.95
GRAND TOTAL				307.32	310.95	310.65	159.27	140.22	107.07	93.95

ANNEX 4: MDAS THAT RECEIVED AUTHORITY TO RECEIVE GRANTS BY MARCH 2019

No	MDA	Project	DP/Funding Institution	Amount (USD Equivalent)	Date of approval
1	MUST	Traditional Justice and reconciliation in Uganda: Experience and lessons from West Nile, Acholi and Teso	VLIR-UOS Belgium	78,927.4	27-Jul-18
2	MUST	Maternal, Newborn and Child Health Initiatives (iDrain)	Bacca Foundation in the United States of America	10,000.0	27-Jul-18
3	MUST	Global Health for the otolaryngology program at MUST	Massachusetts General Hospital Center for Global Health	4,806.4	27-Jul-18
4	MUST	Geonomic Research Capacity Building for Cryptococcosis Transitional Studies	National Institutes of Health (NIH) in United States of America	57,570.0	27-Jul-18
5	KCCA	Renovation of structures for public schools under KCCA	National Social Security Fund	32,087.2	10-Sep-18
6	Muni University	Strengthening Arua District's Capacity to guide sustainable livelihood-based interventions for refugee-host community integration	Food and Agricultural Organization	37,343.8	18-Sep-18
7	Muni University	Basic and specialized welding	Private Sector Foundation Uganda in collaboration with the Italian Institute of Welding, University of Genova.	198,286.4	18-Sep-18
8	MoTWA	Sustainable Development and Green Tourism Practices	United National Environment Programme (UNEP)	103,500.0	24-Sep-18
9	MUST	REVAMP: Resistance Testing Versus Adherence Support for Management of Patients with Virologic Failure on First-Line Antiretroviral Therapy in sub-Saharan Africa	National Institute of Health (NIH) in the United States of America.	117,465.0	25-Sep-18
10	MUST	Moms helping moms program	MGH/Harvard department of Obstetrics and Gynecology	20,520.0	25-Sep-18
11	MUST	Adherence to preconception HIV risk reduction among uninfected women in rural Uganda	Doris Duke Charitable Foundation (DDCF)	64,368.0	25-Sep-18
12	MUST	Social Networks, HIV Stigma, and the HIV Care Cascade in Rural Uganda	National Institute of Mental Health (NIMH)	278,697.0	25-Sep-18
13	MUST	Patient-centered mobile technology interventions to improve maternal health in Uganda	Fogarty International Centre for the National Institutes of Health (NIH) in the United States of America.	541,991.0	25-Sep-18
14	MUST	Microenterprise to Improve Child Development in Households Exposed to HIV	National Institute of Mental Health (NIMH)	31,378.0	25-Sep-18
15	MUST	Masters in Nursing program for Mbarara University of Science and Technology	Massachusetts General Hospital Center for Global Health	154,672.0	25-Sep-18
16	MUST	Mbarara Alzheimer's and related Dementia Research Initiative	Fogarty International Center of the National Institutes of Health (NIH) in the United States of America.	270,000.0	25-Sep-18
17	MUST	Health Professional Education Partnership Initiative-Transforming Ugandan Institutions Training Against HIV/AIDS (HEPITUITAH)	Fogarty International Center of the National Institutes of Health (NIH) in the United States of America.	601,991.0	25-Sep-18
18	MUST	Study on Dengue as a cause of non-malarial febrile illness in south-western Uganda	University of North Carolina of Chapel Hill	5,184.0	3-Oct-18
19	MUST	Kanyanja Fellowship scholarship that aim at Masters training in Medicine, Nursing, Medical Lab Sciences and Sciences	Paiko Foundation in partnership with Massachusetts General Hospital (MGH)	103,252.0	3-Oct-18



No	MDA	Project	DP/Funding Institution	Amount (USD Equivalent)	Date of approval
20	MUST	Alcohol Drinkers' Exposure to Preventive Therapy for Tuberculosis (ADEPTT)	National Institutes of Health (NIH) in the United States of America	215,369.0	29-Oct-18
21	MUST	Research to develop an approach to expand HIV testing among adult clients of Ugandan Traditional Healers	National Institutes of Health (NIH) in the United States of America	35,343.0	29-Oct-18
22	MUST	Bwindi Batwa Conservation	Critical Ecosystem Partnership Fund (CEPF) in the United States of America	110,737.9	29-Oct-18
23	Kyegegwa District Local Government	Refugees Program	United National High Commission for Refugees	69,472.2	30-Oct-18
24	Muni University	Study on Child Labour and Learning Outcome in the fishing communities in Pakwach District	Child Fund International	5,392.8	7-Nov-18
25	Uganda Trypanosomiasis Control Council		Foundation for Initiative New Diagnostics (FIND)	95,260.0	7-Nov-18
26	MoLHUD		Democratic Governance Facility (DGF)	350,763.2	22-Nov-18
27	MUST	Let All Know, MNCH Opportunities Uganda Study	Wellcome Trust in United Kingdom.	33,055.9	27-Nov-18
28	MUST	Paediatric Infections Point of Care Approach for Rapid and Easy Meningitis Diagnosis	Swedish Research Council	112,649.4	27-Nov-18
29	KCCA	Upscaling Faecal Sludge Management (FSM)	Bill and Melinda Gates Foundation	1,000,000.0	5-Dec-18
30	MUST	Study on Accessible Measures of Access: Novel Tools to Measure Immunization Coverage	Bill and Melinda Gates Foundation	48,450.0	13-Dec-18
31	KCCA	The Challenge Initiative (TCI) East Africa Project	Jhpiegon Corporation	331,039.9	27-Dec-18
32	Lira University	African Higher Education Leadership in Advancing Inclusive Innovation for Development	Erasmus/Ahead, European Union	46,055.1	29-Jan-19
33	MUST	Siedner Uganda Project Support Fund Study	Massachusetts General Hospital (MGH)	10,000.0	30-Jan-19
34	MUST	Shared Infrastructure and full Salary for Visitor Coordinator	Global Health collaborative (GHC)	29,286.0	30-Jan-19
35	MUST	Gynaecology care Initiative	West Wind Foundation with Massachusetts General Hospital	19,229.0	30-Jan-19
36	MUST	Serial Killers to Mosquitos: The spatial targeting of larval habitats in rural Uganda using geographic profiling	National Institute of Allergy and Infection Diseases in United States of America	15,174.0	30-Jan-19
GRAND TOTAL				5,239,316.5	



Annex 5: LIST OF STATE-OWNED ENTERPRISES (SOES) AND EXTRA BUDGETARY UNITS (EBUS) INCLUDED IN THE CONTINGENT LIABILITIES STATISTICS

30 June 2017	30 June 2018
Atomic Energy Council	
Bank of Uganda	Bank of Uganda
Bukalasa Agricultural college	
Busitema University	
Capital Markets Authority	Capital Markets Authority
Civil Aviation Authority	Civil Aviation Authority
Cotton Development Organisation	Cotton Development Organisation
Dairy Development Authority	Dairy Development Authority
Electricity Regulatory Authority	Electricity Regulatory Authority
Housing Finance Bank	Housing Finance Bank
Insurance Regulatory Authority	Insurance Regulatory Authority
Kilembe Mines Limited	Kilembe Mines Limited
Kyambogo University	
Makerere University	
Makerere University Business School	
Management Training and Advisory Centre	
Mandela National Stadium	Mandela National Stadium
Microfinance support centre Ltd.	Microfinance support centre Ltd.
National Council for Higher Education	
National Curriculum Development Centre	National Curriculum Development Centre
National Enterprise Corporation	National Enterprise Corporation
National Housing and Construction Company	
National Library of Uganda	National Library of Uganda
National Population Council	National Population Council
National Water and Sewerage Corporation	National Water and Sewerage Corporation
New Vision Printing and Publishing Company Limited	New Vision Printing and Publishing Company Limited
Nile Hotel International Limited	Nile Hotel International Limited
Post Bank Uganda	Post Bank Uganda
Pride Microfinance Uganda Limited	Pride Microfinance Uganda Limited
Soroti University	
Uganda Air Cargo	Uganda Air Cargo



30 June 2017	30 June 2018
Uganda Broadcasting Corporation	Uganda Broadcasting Corporation
Uganda Coffee Development Authority	Uganda Coffee Development Authority
Uganda Communications Commission	Uganda Communications Commission
Uganda Development Bank	Uganda Development Bank
Uganda Development Corporation	
	Uganda Electricity Distribution Company Limited
Uganda Electricity Generation Company Limited	Uganda Electricity Generation Company Limited
Uganda Electricity Transmission Company Limited	Uganda Electricity Transmission Company Limited
Uganda Energy Credit Capitalisation Company	Uganda Energy Credit Capitalisation Company
Uganda Free Zones Authority	Uganda Free Zones Authority
Uganda Institute of Information and Communications Technology	
Uganda Investment Authority	Uganda Investment Authority
Uganda National Council for Disability	Uganda National Council for Disability
Uganda National Council for Sports	
Uganda National Examinations Board	
Uganda Post Limited	Uganda Post Limited
Uganda Printing and Publishing Corporation	Uganda Printing and Publishing Corporation
Uganda Property Holdings Limited	Uganda Property Holdings Limited
Uganda Railway Cooperation	Uganda Railway Cooperation
Uganda Retirements Benefits Regulatory Authority	Uganda Retirements Benefits Regulatory Authority
Uganda Seeds Limited	Uganda Seeds Limited
Uganda Tourism Board	Uganda Tourism Board
Uganda Wildlife Education Centre	Uganda Wildlife Education Centre

(Footnotes)

¹ USD/UGX exchange rate of 3,590.9

² USD/UGX exchange rate of 3,720



Plot 2-12 Apollo Kaggwa Road
P. O. Box 8147, Kampala Uganda.
www.finance.go.ug



#DoingMore