

Republic of Liberia

**A CITIZEN'S**

**GUIDE TO THE**

**NATIONAL**

**BUDGET**

Fiscal year 2013/2014



# Minister's Statement



The 2013/14 Budget marks a milestone on our nation's road to transformation and an additional step towards achieving our "Vision 2030 of becoming a middle-income country characterized by sustainable and inclusive economic growth and development with improved quality of life for each citizen where inequality is drastically reduced." We are planting the seeds of long-term economic growth and stability. Some of these seeds are already bearing fruit and contributing to the revitalization of our country; others we will see the effects of in years to come.

Liberia has experienced steady economic growth over the last five years, despite a global financial crisis that has challenged the economies of many countries. Such growth is essential if we are to marshal the resources required for Liberia's recovery and transformation. The Government is continuing to invest in priority projects to unlock the economic potential of our nation and speed Liberia's economic growth and development.

This economic growth has contributed to a steady rise in revenue – the money we have to develop the country and provide essential public services such as health and education. The Government is focussed on building a strong tax base so that we can continue to generate more revenue to invest in our country's future and provide for all Liberians irrespective of social, political and economic status.

Along with maintaining a stable, effective Government and delivering public services throughout Liberia, we are investing in nine National Priorities. These were chosen for their potential to spur economic growth and development. We aim to create a virtuous circle of growth and investment – strengthening the economy will mean we have more to spend; spending in priority areas will strengthen the economy and unlock the potential of our nation and its people.

As a final note, we hope that by gaining an understanding of the budget, you will be able to see what services the Government is delivering; plans to deliver; how much they will cost; and finally, be able to check for yourselves if and how those services are delivered.

*Amara M. Konneh, Minister of Finance, R.L.*

# INTRODUCTION

**"Despite the struggling global economy, Liberia has experienced steady economic growth over the past several years"**





# What is the National Budget?

The National Budget is one of the most important documents the Government produces each year. It lays out the yearly plans for collecting and spending public money to maintain a stable Government, deliver services to the citizens of Liberia, and develop the nation.

Each year, the Government submits a draft budget to the National Legislature, where it is debated and amended before being signed by the President and passed into law. This amended document is the National Budget. This guide explains how the budget works and provides detailed information on how the Government is collecting and spending public money.

We hope that by gaining an understanding of the budget, you will be able to see what services the Government plans to deliver, find out how much they will cost and, finally, be able to check for yourselves if and how those services have been delivered.

## The Open Budget Initiative

The National Open Budget Initiative is another step taken by the Government of Liberia to promote more transparency and accountability in Government budgeting. The initiative will allow the public free and easy access to Government financial information.

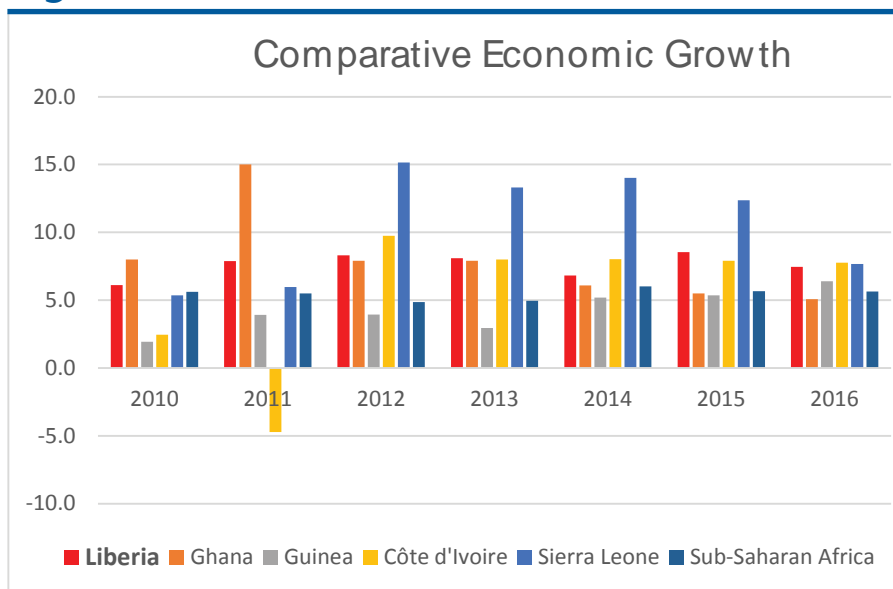
# Economic outlook

Despite the struggling global economy, Liberia has experienced steady economic growth over the past several years. Liberia's economy has even grown faster than many of its neighbors in West Africa (see Table 1 from the IMF World Economic Outlook 2013).

## Table 1: Economic growth in West Africa

%	2010	2011	2012	2013	2014	2015	2016
<b>Liberia</b>	6.1	7.9	8.3	8.1	6.8	8.6	7.5
<b>Ghana</b>	8	15.0	7.9	7.9	6.1	5.5	5.1
<b>Sierra Leone</b>	5.3	6	15.2	13.3	14.0	12.2	7.7
<b>Guinea</b>	1.9	3.9	4.0	2.9	5.2	5.2	6.4
<b>Cote D'Ivoire</b>	2.4	-4.7	9.8	8.0	8.0	7.9	7.8

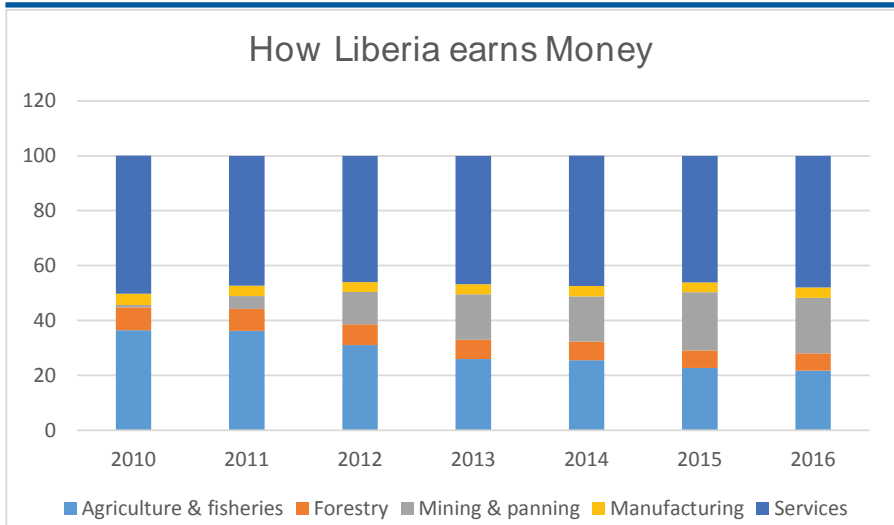
## Figure 1: Economic Growth



Today the way Liberia makes money and does business is changing. In the past mining and agriculture were the traditional way the country

made money. Now the services sector has caught up and overtaken all the other productive sectors. The economists project that by 2016, 48% of the money the country generates will come from providing services (see Figure 2 below: source MFAU, Ministry of Finance 2013)

**Figure 2: Sector Composition of GDP**



Eventhough agriculture has spurred growth through the large investments made by donors and the Government, the expansion of trade, transportation, construction, communication and banking have all contributed to a growing service sector; and as the production of iron ore increases in the coming years, the economic contribution of the mining sector is predicted to grow. This is expected to have a positive impact on exports from Liberia, improving the current account balance.

Inflation is decreasing, falling from 7.8 percent at the end 2012 to under 7 percent by mid-2013. This downward trend is expected continue, with inflation predicted to fall to around 5 percent by 2015/16.

Economic growth has driven large increases in tax revenue. The National Budget is around six times the size of what it was eight years ago; growing from \$98 million in 2005/06 to \$583 in 2013/14.

# What does the budget aim to achieve?

## 2030

---

### Visions 2030

This is the Government's long-term vision. The aim of Vision 2030 is for Liberia to become a middle-income country by 2030, characterized by sustainable and inclusive economic growth and development with improved quality of life for each citizen where inequality is drastically reduced.

## 2012 to 2017

---

### The Agenda for Transformation (AfT)

This is the Government's medium-term plan for achieving Vision 2030. Running from 2012 to 2017, it sets out what actions the government will take to reduce poverty across the country over the five year period

## 2012 to 2015

---

### The Medium-term Expenditure Framework (MTEF)

This is a medium-term plan for ensuring public money is invested in ways that support the Agenda for Transformation and, ultimately, Vision 2030. The current MTEF runs from 2012 to 2015.

## 2013/2014

---

### The 2013/14 National Budget

Covering the period from July 1 2013 to June 30 2014, the theme of this year's budget is Continuous Public Investment. The focus of which is ensuring ongoing development projects are sustained and continue to be implemented.



# REVENUE

**“Based on strong economic performance and increased tax collection, the Government projects that core revenue will grow by 6 percent this year”**

## What is revenue?

The first step in producing the National Budget is to estimate how much money will be available to spend during the financial year (July 1 to June 30). This is known as revenue.

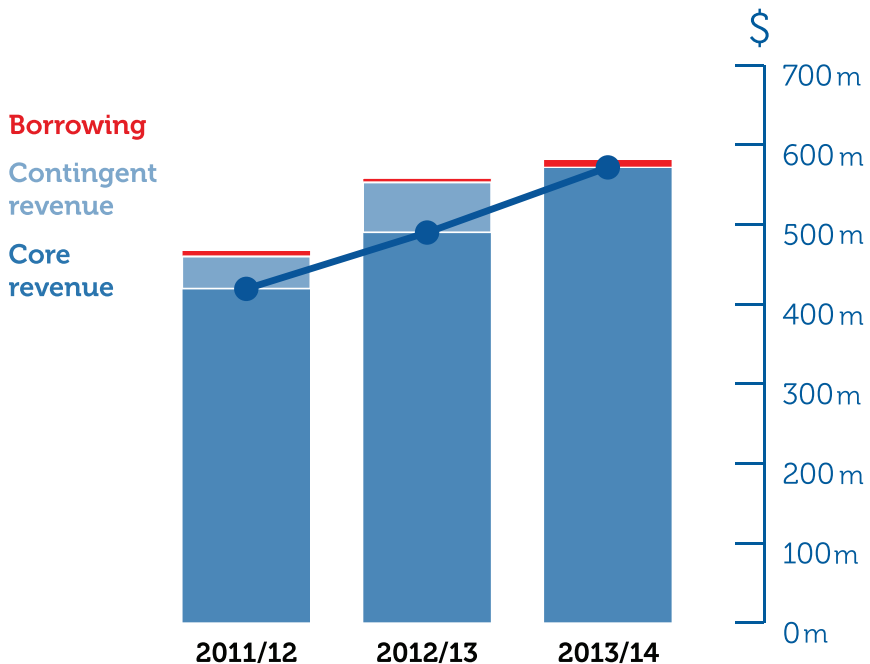
Revenue comes from a range of different sources. For example, taxes paid by individuals and businesses, as well as concession fees from mining contracts.



## Revenue in 2013/14

Unlike previous years, the Government has decided to focus on core revenue in its projections for the 2013/14 Budget. This approach was adopted because non-core revenue can be difficult to predict. For example, negotiations over a mining concession may be ongoing and the money may not be secured during the financial year. By focusing on core revenue the Government aims to ensure revenue projections do not overestimate the amount of money available to spend. If contingent revenue or loans are secured during the financial year, a supplementary request will be made to the legislature to spend these funds.

### Figure 3: Revenue of Liberia, 2011–2014



Liberia's core revenue is growing (see Figure 3). Based on strong economic performance and increased tax collection, the Government projects that core revenue will grow by 6 percent this year; from US\$491 million in 2012/13 to USD\$573 million in 2013/14.

# Types of revenue

Revenue can be divided into two broad categories: core revenue and non-core revenue.

---

## Core revenue

### Taxes

Money collected by the Government on income, property, profit from business, and custom duties on the export and import of goods and services.

---

### Non-tax revenue

Money collected through Government fees and charges. For example, the money mining companies pay to extract Liberia's natural resources.

It also includes profits from Government investments and state-owned corporations.

---

### Budget support

Money given directly to the Government by international donors to spend through the national budget.

Budget support is often a grant but can also include low-interest loans.

---

### Carry forward

Unspent money left over from last year's budget.

---

## Non-core revenue

### Borrowing

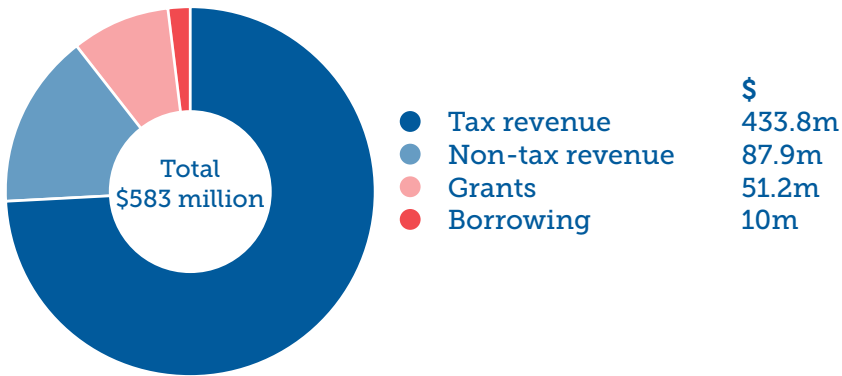
Money that the Government borrows from domestic and international sources. Liberia must pay back this money with interest.

---

### Contingent revenue

Money the Government may receive during the year but is highly uncertain. For example, potential revenue from concessions that are still under negotiation.

## Figure 4: Sources of revenue in 2013/14



Taxes account for 74 percent of projected revenue in this year's budget. Tax revenue is projected to grow by 7 percent, from US\$380 million in 2012/13 to almost US\$434 million in 2013/14.

Non-tax revenue accounts for a further 15 percent, at almost USD\$88 million; and grants (or budget support) accounts for almost 9 percent, at a little over USD\$51 million. The remaining 2 percent comes from a World Bank loan for budget support, borrowed at a low rate of interest.

## International donor support

Along with budget support (which can be considered revenue) international donors also provide an additional \$649 million in project aid. Project aid consists of all the development projects and public services paid for directly by donors. These projects are being delivered by a wide range of organisations including local and international non-governmental organisations (NGOs), civil society groups, government agencies and private contractors. Project aid funds are separate from Government funds because they do not use government accounts, but they are identified in the national budget to help Government to plan and coordinate all development activities.

There are 19 Government and International Partners that provide off-budget support to Liberia. You can find more information about these donors and their projects in the expenditure section and the tables and charts on the next page.

## Table 2: Donors Supporting Liberia

<b>\$m</b>	<b>2013</b>	<b>2014</b>
<b>African Development Bank</b>	48.54	25.92
<b>Denmark</b>	5.46	0.00
<b>DFID</b>	12.88	19.88
<b>European Investment Bank</b>	0.00	16.91
<b>European Union</b>	16.15	29.89
<b>Germany</b>	22.17	46.42
<b>France</b>	1.29	1.29
<b>World Bank (IDA)</b>	98.84	166.89
<b>Irish Aid</b>	5.59	0.00
<b>Japan</b>	1.36	30.05
<b>Kuwait</b>	11.00	0.00
<b>Norway</b>	42.83	40.13
<b>SIDA</b>	22.9	38.67
<b>UNHCR</b>	0.69	0.00
<b>UNICEF</b>	30.00	30.00
<b>UNFPA</b>	2.20	2.53
<b>USAID</b>	127.95	170.07
<b>WFP</b>	35.47	27.83
<b>WHO</b>	2.30	2.30

# EXPENDITURE



**"Spending is focused on maintaining a stable and effective government, delivering services throughout Liberia and investing in priority areas to spur long-term economic growth and development."**

Caldwell Road

---



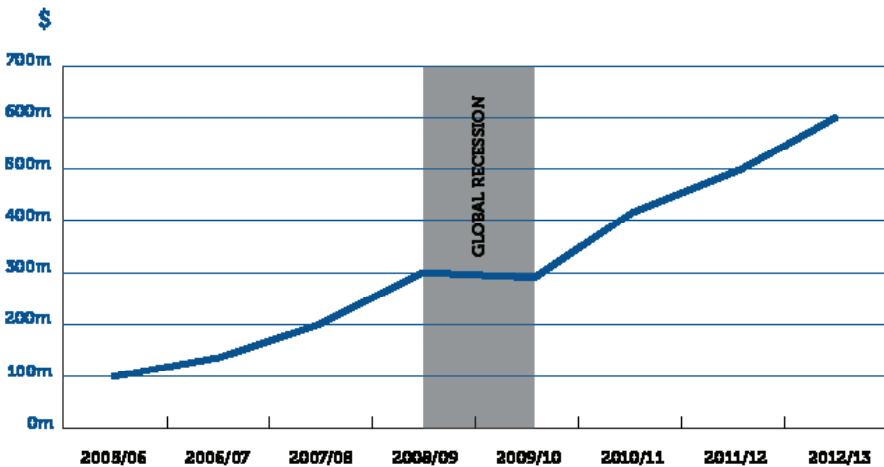
# What is expenditure?

Once the Government knows how much revenue will be available to spend during the financial year, it must decide how this money will be spent. This is known as expenditure.

Expenditure can be looked at in a number of different ways. One way is to look at the sectors that are spending the money. For example, funding for universities and schools going to the Education sector; and money for running hospitals and clinics going to the Health sector (see Figure 6).

Another way of looking at expenditure is through budget classification: the recurrent budget, funds to keep the government running; and investment budget (or Public Sector Investment Plan), funds to keep the economy growing. The investment budget can be further split into priority areas in which the Government has chosen to invest money (see Figure 7).

## Figure 5: Aggregate expenditure



Government expenditure has markedly increased; from just under USD\$100 million in 2005/06 to almost USD\$600 million in 2012/13. Expenditure fell slightly in 2008/09 due to the global economic slowdown. However, the trend has been towards increasing Government spending.

# Expenditure in 2013/14


Total expenditure for the 2013/14 fiscal year is US \$583 million. To support Vision 2030, spending is focused on maintaining a stable and effective government, delivering services throughout Liberia and investing in priority areas to spur long-term economic growth and development.

There are 11 different sectors that deliver public services in Liberia. Each sector consists of all the different institutions that work together to deliver these services. For example, expenditure in the health sector includes money that goes to the Ministry of Health, hospitals throughout the country, and to health related agencies such as the Liberia Institute for Biomedical Research. The government sets development targets for each sector, for example the Health sector has a target for reducing maternal mortality rates.

The blue boxes that appear throughout this section provide detailed information on important projects being undertaken during the financial year. These are just a few examples of projects that are being invested in as part of the Government's National Priorities (see page 17).

## Rehabilitating the Mount Coffee hydro-power plant

Funding in 2013/14  
Government: \$15 million  
Donor: \$74 million

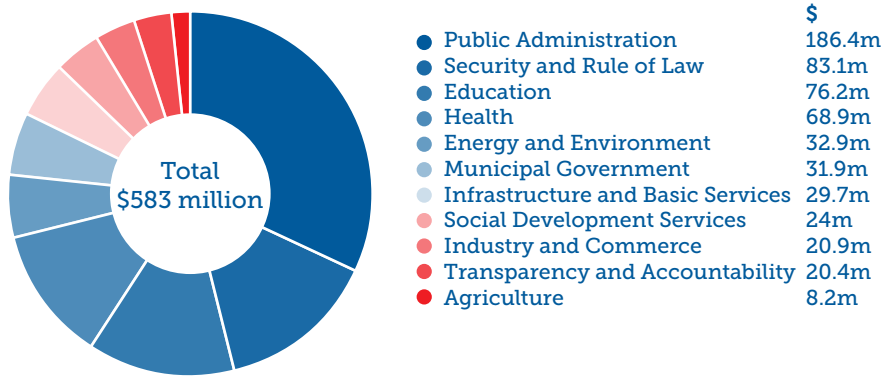


Location  
Montserrado

The rehabilitation of Mount Coffee hydro-power plant has been identified by President Ellen Johnson-Sirleaf as key to alleviating low access to power in Monrovia.

The 80 megawatt hydro-power project aims to provide reliable, cost-efficient and environmentally friendly energy to Liberia and secure the future supply of electricity to the region. On completion, Mount Coffee has the potential to supply more than one million Liberians with cheaper electricity

## Figure 6: Government expenditure by sector in 2013/14



Public Administration accounts for the largest share of expenditure in the 2013/14 Budget. This sector includes some key administrative units such as the National Legislature, the Ministry of State for Presidential Affairs, and the Ministry of Finance. It also includes repayments on external and domestic borrowing. Security and Rule of Law, Education, and Health also account for large proportions of expenditure.

### Unlocking the economic potential of the south-east



Funding in 2013/14  
 Government: \$500 thousand  
 Donor: \$6 million

Location  
 Maryland

In 2013/14, around USD\$6.5 million will be spent on paving 125km of road between Fishtown and Harper.


This will enhance mobility and accessibility to the country's interior, improving access to markets and increasing the productive capacities of communities along the road between Fishtown and Harper. The project aims to unlock the economic potential of, and improve social development in, the south-west region of the country.



# National Priorities


Within the sector spending allocations, the Government has identified \$67.5m to invest in nine National Priorities. These priorities were chosen for their potential to reduce poverty and contribute to long-term economic growth.

## Figure 7: Spending by National Priority



As can be seen in Figure 7, improving Liberia’s infrastructure is an important focus for this year, with over \$40million being invested in infrastructure projects. Investments in economic growth, education and preparations for the UNMIL Drawdown are also key priorities.

## Reducing the cost of transportation



**Funding**  
**Government: \$3.5 million**  
**Donor: \$20 million**

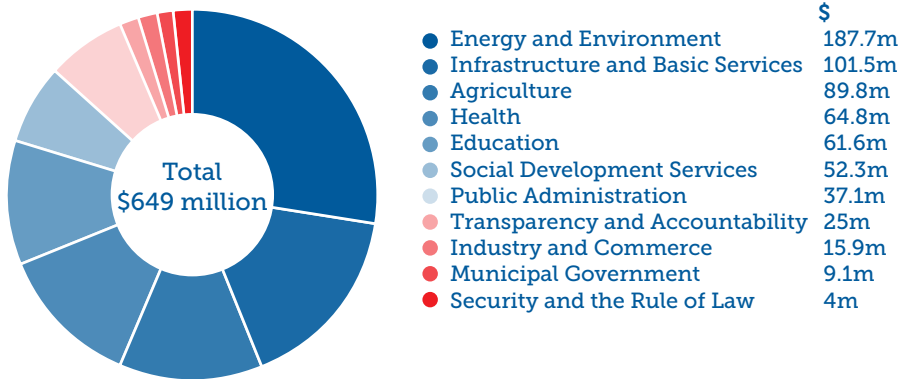
**Location**  
**Nimba**

In 2013/14, USD\$23 million will be invested in the Liberia Road Asset Management Project (LIBRAMP). This will rebuild the 180km road between Monrovia and Gbarnga and the 69km road between Gbarnga and the Guinea border.

This project aims to reduce the cost of transportation between Monrovia and Guinea and ensure the road is maintained for the next 10 years.




## Figure 8: Donor expenditure by sector in 2013/14



In 2013/14, donors will contribute \$649 million in project aid. A large share of this will go to the Energy and Environment sector (see box Rehabilitating the Mount Coffee hydro-power plant). Infrastructure and Basic Services also attracts a large share of project aid (see box Reducing the cost of transportation). In addition to these funds, UNMIL is also spending a further \$476 million in 2013/14 to support security and rule of law in Liberia.

### Faster internet and better telecommunications



#### Funding

Government: \$1 million

Donor: \$1 million


#### Location

Montserrado

In 2013/14, USD\$2 million will be invested in constructing a fiber optic backbone (WARCIP) to connect Liberia to the African Coast to Europe (ACE) submarine communications cable.

The project aims to provide faster internet and improved telecommunications to the country, with the potential to contribute to economic growth, education and job creation.

# More reliable and cheaper energy



## Funding

Government: \$1.5 million  
Donor: \$30 million

## Location

Grand Cape Mount, Montserrat,  
Buchanan, Nimba

In 2013/14, over USD \$31 million will be invested in constructing the West Africa Power Pool (WAPP). The pool is a 1360 km high voltage transmission line connecting Côte d'Ivoire, Liberia, Sierra Leone and Guinea.

The project aims to provide reliable, cost-efficient and environmentally friendly energy and increase electricity exchange with neighbouring countries. This has the potential to enhance regional cooperation, as well as cross-border economic and social development.

Energy Sector Development



# GET INVOLVED



Reconciliation & Dialogue

---

## How to get involved

When you pay taxes, you are participating in the National Budget process by providing revenue to Liberia. To further participate in budget matters, you can take part in public budget hearings held at the National Legislature. Notices of these hearings can be found in local newspapers.

You can influence how money is allocated in your local area by interacting with the Project Management Committee of the County Council or the County Superintendent. You may also wish to get involved at the local level through your County Development Committee and by petitioning the elected lawmakers from your area who are your direct representatives in the budget process.

## Find out more

You can access the full National Budget, and regular reports on how money is being spent, on the Ministry of Finance website at: <http://dob.mof.gov.lr>

Some of the most important documents you will find there are:

- The Approved National Budget, which contains the full text of the budget, with detailed information and a summary of all Government and donor projects.
- The Public Sector Investment Plan (part of the draft National Budget), which contains details of all proposed projects, with dates, activities, and three-year cost projections.
- The County Reports (part of the Public Sector Investment Plan), which gives details of investments going to each county.
- Fiscal Outturn Reports (produced each quarter), which explains how money is actually being spent throughout the year as compared to the National Budget. Each report gives an on-going update on the revenues and expenditure for that quarter.
- Mid-Year Budget Performance reports.

You can use these reports to do your own monitoring of Liberia's public finances. They will provide you with precise information on which services have been provided, how much money has been allocated and who is responsible for delivering them. Your involvement and participation will help hold the overnment to account and make public spending more effective..

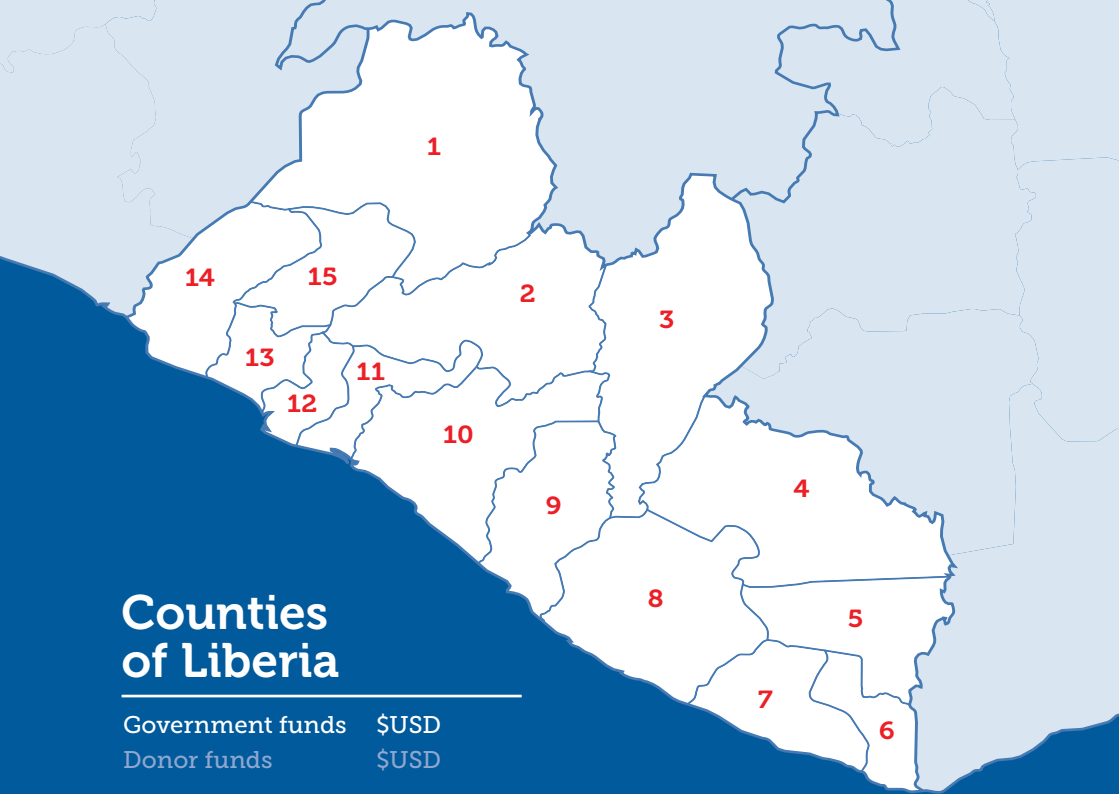


# COUNTY BUDGETS

## How is money being spent across Liberia?

Funds are given to the counties through the National Budget, and donor project aid. "Transfers from Line Ministries" refers to funds from the National Budget; "Social Development Funds", refers to the money from the concessions received by the county, these are managed by the Project Management Committee of the County Council and the County Superintendents. The legislature may also undertake additional county projects, these are called "Recurrent Legislative Project". These are listed below in the section for each county coupled with information on the funds that the counties receive through the National Priorities (which are listed as projects under "Government Projects"), and through donors (listed as "Donor projects").





# Counties of Liberia

Government funds    \$USD  
 Donor funds         \$USD

1. Lofa	\$1 million
	\$3.9 million
2. Bong	\$9 million
	\$3.5 million
3. Nimba	\$2.8 million
	\$27.8 million
4. Grand Gedeh	\$1.5 million
	\$9.1 million
5. River Gee	\$1.1 million
	\$2.9 million
6. Maryland	\$1.4 million
	\$7 million
7. Grand Kru	\$0.8 million
	\$3.5 million
8. Sinoe	\$2.2 million
	\$8.2 million

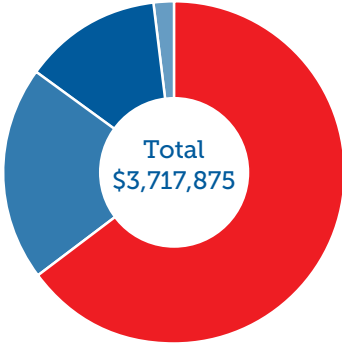
9. River Cess	\$1.2 million
	\$3.9 million
10. Grand Bassa	\$2.1 million
	\$2.8 million
11. Margibi	\$3.7 million
	\$2.7 million
12. Montserrado	\$22.6 million
	\$125.3 million
13. Bomi	\$1.3 million
	\$2.4 million
14. Grand Cape Mount	\$1.5 million
	\$0.3 million
15. Gbarpolu	\$1.9 million
	\$2.1 million



# Bomi



## Funding Summary



● Donor projects	\$ 2,416,080
● Social development funds	750,000
● Transfers from Line Ministries	486,795
● Recurrent legislative projects	65,000

## Funding Breakdown

### Transfers from line ministries \$486,795

<b>Health</b>	Bomi County Health System	146,796
	Liberia Government Hospital	100,000
	Bomi County Health Services	40,000

<b>Municipal Government</b>	County Development Fund	200,000
-----------------------------	-------------------------	---------

### Social development funds \$750,000

<b>Concessions</b>	Transfer from: Elenito	750,000
--------------------	------------------------	---------

## Recurrent legislative projects

**\$65,000**

### Education

Other Legislative Support Projects 65,000

## Donor projects

**\$2,416,080**

### Agriculture


Liberia Country Programme (2013-2017)	1,179,572
Liberia Country Programme (2013-2017)II	628,148
Enhancing food security and nutrition in and around Monrovia and Tubmanburg	263,881
Liberia Country Programme (2013-2017)III	242,179
Enhancing Urban and Peri-Urban Agriculture in Liberia	102,300

## County Expenditure by Category

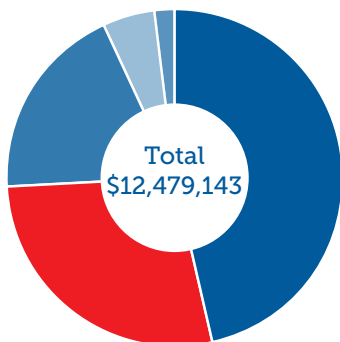
	2013	2014
Consumption of Fixed Capital		0 50,000
Donor Projects	1,714,000	2,216,080
Subsidies & Grants	1,236,796	1,236,796
Use of Goods & Services	500,000	15,000



# Bong



## Funding Summary



● Transfers from Line Ministries	\$ 5,819,805
● Donor projects	3,454,188
● Social development funds	2,362,000
● Government projects (PSIP)	625,000
● Recurrent legislative projects	218,150

## Funding Breakdown

<b>Transfers from line ministries</b>		<b>\$5,819,805</b>
<b>Education</b>	Bong Community College	219,767
<b>Energy and Environment</b>	Government transfer for China Union land settlements	4,000,000
<b>Health</b>	Phebe Hospital and School of Nursing	1,201,911
	Bong County health system	158,128
	Bong County community health service	40,000
<b>Municipal Government</b>	County Development fund	200,000
<b>Social development funds</b>		<b>\$2,362,000</b>
<b>Concessions</b>	Transfer from: Bong Mines	1,750,000
	Transfer from: ArcelorMittal	500,000
	Transfer from: BHP Billiton	100,000
	Transfer from: Amlib	12,000

<b>Recurrent legislative projects</b>	<b>\$218,150</b>
---------------------------------------	------------------

<b>Health</b>	Legis. Suppt to Health	218,150
---------------	------------------------	---------

<b>Government projects (PSIP)</b>	<b>\$625,000</b>
-----------------------------------	------------------

<b>Agriculture</b>	CARI Institutional strengthening, research enhancement	500,000
--------------------	--	---------

<b>Public Administration</b>	Angie Brooks International Center Suakoko Project	125,000
------------------------------	---	---------

<b>Donor projects</b>	<b>\$3,454,188</b>
-----------------------	--------------------

<b>Agriculture</b>	Liberia Country Programme (2013-2017)II	628,148
--------------------	---	---------

Urban / Peri-Urban Agriculture Project in Liberia	104,940
---	---------

Development of Sustainable Inland Fishfarming to Achieve Food Security in Rural Liberia	11,945
---	--------

<b>Health</b>	Supporting the Health Sector	1,395,076
---------------	------------------------------	-----------

<b>Infrastructure and Basic Services</b>	Support to the Liberia Reconstruction Trust Fund	1,288,000
--	--	-----------

<b>Social Development Services</b>	From Exclusion to Equality. Promoting Community Based Rehabilitation in Liberia	16,382
------------------------------------	---	--------

Liberia Civil Society Capacity Building Program	9,698
---	-------

<b>County Expenditure by Budget Category</b>
--


	2013	2014
Donor Projects	3,853,422	3,454,188
Subsidies & Grants	5,486,270	8,399,955
Use of Goods & Services	150,000	0



# Gbarpolu



## Funding Summary



## Funding Breakdown

Transfers from line ministries		\$1,429,999
<b>Health</b>	French Support to Health Services	1,000,000
	Transfer to Bopolu Health Centre	100,000
	Transfer-Gbarpolu County Health	90,000
	Gbarpolu County Health Service	40,000
<b>Municipal Government</b>	Country Development Fund	200,000
Social development funds		\$521,880
<b>Concessions</b>	Transfer from: Elenito	511,880
	Transfer from: Sime Darby	10,000



## Donor projects

**\$2,085,789**

<b>Agriculture</b>	Liberia Country Programme (2013-2017)	1,179,572
	Liberia Country Programme (2013-2017)II	628,148
	Liberia Country Programme (2013-2017)III	242,179
<b>Education</b>	EC support to education in liberia	23,9454

## County Expenditure by Budget Category

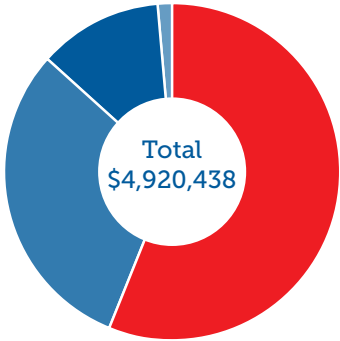
	2013	2014
<b>Donor Projects</b>	1,069,502	2,085,789
<b>Subsidies &amp; Grants</b>	1,940,000	1,951,000



# Grand Bassa



## Funding Summary



● Donor projects	\$ 2,774,024
● Social development funds	1,504,000
● Transfers from Line Ministries	580,414
● Recurrent legislative projects	62,000

## Funding Breakdown

### Transfers from line ministries **\$580,414**

<b>Health</b>	Transfer-LG Hospital Buchanan	175,000
	Grand Bassa County Health System	165,415
	Grand Bassa County Health Services	40,000

<b>Municipal Government</b>	County Development Fund	200,000
-----------------------------	-------------------------	---------

### Social development funds **\$1,504,000**

<b>Concessions</b>	Transfer from: ArcelorMittal	1,000,000
	Transfer from: BHP Billiton	200,000
	Transfer from: Broad Way LB-13	150,000
	Transfer from: Chevron: LB 14	150,000
	Transfer from: Tarpeh Timber Company	4,000

<b>Recurrent legislative projects</b>		<b>\$62,000</b>
<b>Education</b>	Other Legislative Project	47,000
<b>Security and Rule of Law</b>	Other Legislative Project	15,000

<b>Donor projects</b>		<b>\$2,774,024</b>
<b>Agriculture</b>	Liberia Country Programme (2013-2017)	1,179,572
	Liberia Country Programme (2013-2017)III	242,179
<b>Education</b>	Ec support to education in liberia	47,891
<b>Infrastructure and Basic Services</b>	Support to the Liberia Reconstruction Trust Fund	1,288,000
	From Exclusion to Equality. Promoting Community Based Rehabilitation in Liberia	16,382

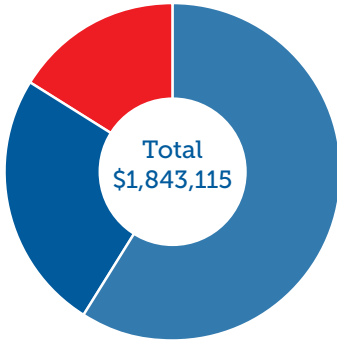
<b>County Expenditure by Budget Category</b>		
	2013	2014
<b>Consumption of Fixed Capital</b>		0 41,215
<b>Donor Projects</b>	1,739,078	2,774, 024
<b>Grants &amp; Subsidies</b>	2,084,415	2,084,415
<b>Use of Goods &amp; Services</b>		0 20,785



# Cape Mount



## Funding Summary



● Social development funds	\$ 1,088,820
● Transfers from Line Ministries	460,000
● Donor projects	294,295

## Funding Breakdown

### Transfers from line ministries **\$460,000**

<b>Health</b>	Transfer-Timothy Hospital	120,000
	Cape Mount County Health Syst.	100,000
	Cape Mount County Health Serv.	40,000

<b>Municipal Government</b>	County Development Fund	200,000
-----------------------------	-------------------------	---------

### Social development funds **\$1,088,820**

<b>Concessions</b>	Transfer from: Elenilto	767,820
	Transfer from: Anadarko Cape Mount	150,000
	Transfer from: Anadarko Cape Mount	150,000
	Transfer from: Sime Darby	10,000
	Transfer from: Sun Yen, Cape Mount	9,000
	Transfer from: B&V, Cape Mount	2,000

## Donor projects

**\$294,295**

### Infrastructure and Basic Services

To support WASH service delivery, advocacy, and research, learning and development.

294,295

## County Expenditure by Budget Category

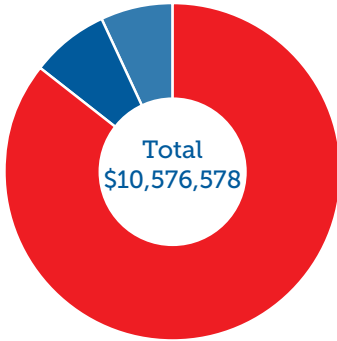
	2013	2014
Subsidies & Grants	1,545,000	1,548,819



# Grand Gedeh



## Funding Summary



● Donor projects	\$ 9,066,580
● Transfers from Line Ministries	789,998
● Social development funds	720,000

## Funding Breakdown

### Transfers from line ministries **\$789,998**

<b>Health</b>	Martha Tubman Hospital (Grand Gedeh)	199,999
	Transfer-South East. Midwifery	199,999
	Grand Gedeh County Health Syst.	150,000
	Grand Gedeh County Health Serv.	40,000

<b>Municipal Government</b>	County Development Fund	200,000
-----------------------------	-------------------------	---------

### Social development funds **\$720,000**

<b>Concessions</b>	Transfer from: PIOM Grand Gedeh	450,000
	Transfer from: Euro Logging	191,000
	Transfer from: ICC Grand Gedeh	67,000
	Transfer from: Amlib	12,000



## Donor projects

**\$9,066,580**

<b>Agriculture</b>	Liberia Country Programme (2013-2017)	1,179,572
	Promoting food security in Southeast Liberia (SEL) through rice value chain development and crops diversification	249,774
	Liberia Country Programme (2013-2017)III	242,179
	Development of Sustainable Inland Fishfarming to Achieve Food Security in Rural Liberia	11,945
<b>Health</b>	Support to the Liberian Health System to Mitigate the Impact of the Refugee Influx from Côte d'Ivoire	1,263,795
<b>Social Development Services</b>	Reintegration and Recovery Programme - support of ivoirian refugees and affected host communities	3,968,000
	Emergency Assistance to Ivorian Refugees (EMOP -200225)	2,141,618
	Liberia Civil Society Capacity Building Program	9,698

## County Expenditure by Budget Category

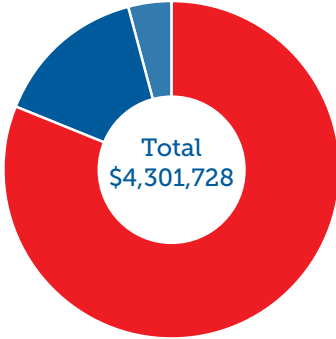
	2013	2014
Donor Projects	7,933,013	9,066,580
Subsidies & Grants	2,335,041	1,509,998



# Grand Kru



## Funding Summary



● Donor projects	\$ 3,492,810
● Transfers from Line Ministries	629,902
● Social development funds	179,016

## Funding Breakdown

<b>Transfers from line ministries</b>		<b>\$629,902</b>
<b>Health</b>	Rally Time Hospital (Grand Kru)	150,000
	Grand Kru County Health System	130,000
	Transfer-Barclayville Health	68,058
	Transfer-Barcoleh Health Cent.	41,844
	Grand Kru County Health Service	40,000
<b>Municipal Government</b>	County Development Fund	200,000
<b>Social development funds</b>		<b>\$179,016</b>
<b>Concessions</b>	Alantic Resources Grand Kru	179,016

## Donor projects

**\$3,492,810**


<b>Agriculture</b>	Liberia Country Programme (2013-2017)	1,179,572
	Liberia Country Programme (2013-2017)II	628,148
	Liberia Country Programme (2013-2017)III	242,179
	Development of Sustainable Inland Fishfarming to Achieve Food Security in Rural Liberia	23,890
<b>Education</b>	EC Support To Education In Liberia	23,945
<b>Health</b>	Supporting the Health Sector	1,395,076

## County Expenditure by Budget Category

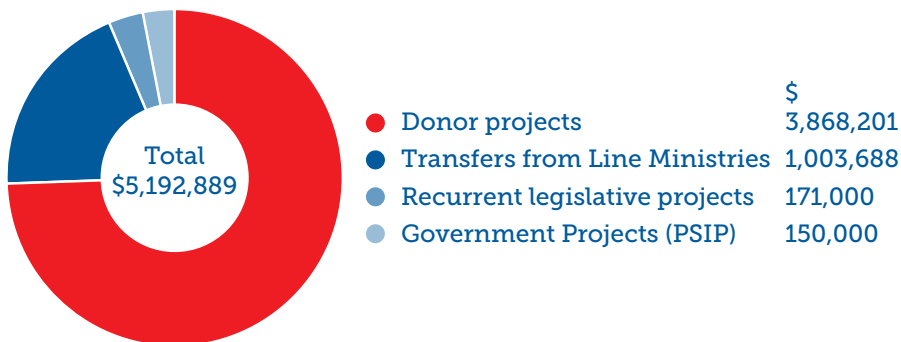
	2013	2014
Donor Projects	2,413,128	3,492,810
Subsidies & Grants	858,919	808,918



# Lofa



## Funding Summary



## Funding Breakdown

<b>Transfers from line ministries</b>		<b>\$1,003,688</b>
<b>Health</b>	Tellewoyan Hospital	300,000
	Transfer to Kolahun Hospital	193,689
	Transfer-Lofa County Health	160,000
	Transfer-Foya Hospital (Lofa)	100,000
	Transfer-Vahun Hospital (Lofa)	50,000
<b>Municipal Government</b>	County Development Fund	200,000
<b>Recurrent legislative projects</b>		<b>\$171,000</b>
<b>Education</b>	EC Construction of 6 Primary Schools	36,000
<b>Health</b>	Support to Health (Table 2 Amendments)	100,000
	Support to Health	35,000

## Government Projects (PSIP)

\$150,000

### Infrastructure & Basic Services

Redefining Rural Broadcasting

150,000

## Donor projects

\$3,868,201

### Agriculture

Restoring livelihoods of marginalized households in Lofa County

1,650,000

Liberia Country Programme (2013-2017) II

628,148

Liberia County Development

173,334

Development of Sustainable Inland Fishfarming to Achieve Food Security in Rural Liberia

11,945

### Health

Supporting the Health Sector

1,395,076

### Social Development Services

Liberia Civil Society Capacity Building Program

9,698

## County Expenditure by Budget Category

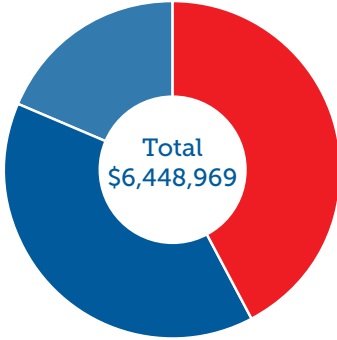
	2013	2014
Donor Projects	4,854,056	3,868,201
Subsidies & Grants	1,518,070	1,138,688
Use of Goods & Services	0	36,000



# Margibi



## Funding Summary



- Donor projects \$ 2,723,403
- Transfers from Line Ministries 2,530,566
- Social development funds 1,195,000

## Funding Breakdown

<b>Transfers from line ministries</b>		<b>\$2,530,566</b>
<b>Education</b>	Booker Washington Institute	1,854,003
<b>Health</b>	C.H. Rennie Hospital	194,688
	Margibi County Health System	189,400
	Transfer-Dolo Health Center	49,999
	Transfer to Cinta Health Center	42,475
<b>Municipal Government</b>	Bong Mines CDF: Margibi County	875,000
	Margibi (Firestone)	320,000
	County Development Fund	200,000
<b>Social development funds</b>		<b>\$1,195,000</b>
<b>Concessions</b>	Transfer from: Bong Mines CDF, Margibi County	875,000
	Transfer from: Firestone	320,000



## Donor projects

**\$2,723,403**

<b>Education</b>	EC Support To Education In Liberia	23,945
<b>Health</b>	Supporting the Health Sector	1,395,076
<b>Infrastructure and Basic Services</b>	Support to the Liberia Reconstruction Trust Fund	1,288,000
<b>Social Development Services</b>	From Exclusion to Equality. Promoting Community Based Rehabilitation in Liberia	16,382

## County Expenditure by Budget Category

	2013	2014
Donor Projects	1,948,313	2,723,403
Subsidies & Grants	4,438,899	3,725,566



# Maryland



## Funding Summary



## Funding Breakdown

<b>Transfers from line ministries</b>		<b>\$563,999</b>
<b>Health</b>	Dossen Hospital	180,000
	Maryland Cout.Health	130,000
	Plebo Health Cente	49,999
	Doloken / Boy Town	4,000
<b>Municipal Government</b>	County Development Fund	200,000
<b>Social development funds</b>		<b>\$40,465</b>
<b>Concessions</b>	Transfer from: Cavalla Rubber Plantation	40,465

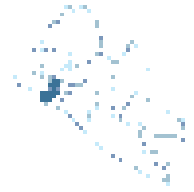
<b>Government Projects (PSIP)</b>		<b>\$794,826</b>
<b>Education</b>	Recruit faculty, staff and administrators; and provide educational services	250,000
<b>Infrastructure and Basic Services</b>	Labor based Public Works Project	544,826

<b>Donor projects</b>		<b>\$7,332,434</b>
<b>Agriculture</b>	Liberia Country Programme (2013-2017)	1,179,572
	Liberia Country Programme (2013-2017)III	242,179
	Development of Sustainable Inland Fishfarming to Achieve Food Security in Rural Liberia	23,890
<b>Infrastructure and Basic Services</b>	Labor based Public Works Project - supplementary grant	1,865,175
	Labor based Public Works Project	1,205,190
<b>Social Development Services</b>	Emergency Assistance to Ivorian Refugees (EMOP -200225)	2,645,385
	Monitoring and Protection activities for all refugees nationwide (Implementing Partner Agreement # 0000000160)	130,574

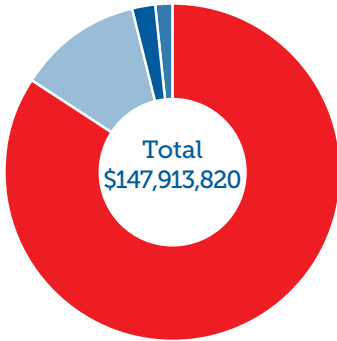
<b>County Expenditure by Budget Category</b>		
	2013	2014
<b>Donor Projects</b>	5,975,430	5,467,259
<b>Subsidies &amp; Grants</b>	621,941	604,464



# Montserrado



## Funding Summary



● Donor projects	\$ 125,272,134
● Government Projects (PSIP)	17,093,100
● Transfers from Line Ministries	3,133,106
● Social development funds	2,415,480

## Funding Breakdown

Transfers from line ministries		\$3,133,106
<b>Education</b>	Professionals	125,000
	Transfer-Firestone to UL Agri.	50,000
	Transfer-Mittal to UL Geo.Inst	50,000
<b>Health</b>	Transfer-Redemption Hospital	1,905,834
	Transfer-Montserrado Health	160,000
	Bensonville Hospital/James N.	100,000
	Transfer-National Drug Service	100,000
	Transfer to Bensonville Health	60,000
	Transfer to Clara Town Clinic	49,999
	Transfer-Barnesville Health	49,999
	Transfer-Duport Road Health	49,999
<b>Public Administration</b>	GoL Counterpart Funding	151,382
	Medical Expenses – To Employee	15,000
<b>Social Development Services</b>	S.K. Doe Sports Complex	65,892
<b>Municipal Government</b>	County Development Fund	200,000

## Social development funds

**\$2,415,480**

<b>Concessions</b>		
	Transfer from: Bong Mines	875,000
	Transfer from: Elenito	511,880
	Transfer from: Montserrado Firestone	156,000
	Transfer from: Anadarko BLOCK 15 Montserrado	150,000
	Transfer from: China Union; to Ministry of Land Mines and Energy	100,000
	Transfer from: Arcelor Mittal	100,000
	Transfer from: BHP Billiton; to the University of Liberia, Mining and Geology	100,000
	Transfer from: Elenito; to Ministry of Lands mines and Energy	100,000
	Transfer from: Putu Iron Ore Mine; to Ministry of Land Mines and Energy	100,000
	Transfer from: BHP Billiton; to the University of Liberia, Mining and Geology	50,000
	Transfer from: China Union; to the University of Liberia Mining and Geology	50,000
	Transfer from: Golden Veroleum; to the University of Liberia, Agriculture College	50,000
	Transfer from: Elenito; to the University of Liberia Mining and Geology	40,600
	Transfer from: PIOM University of Liberia	20,000
	Transfer from: Amlib	12,000

<b>Government Projects (PSIP)</b>		<b>\$17,093,100</b>
<b>Energy and Environment</b>	Operations of White Plains Water Treatment Plant	1,500,000
	Partial rehabilitation of the Monrovia Sewage System	500,000
<b>Industry and Commerce</b>	Development of Standards Laboratory	250,000
<b>Infrastructure and Basic Services</b>	Maintenance of roads and bridges nationwide	3,000,000
	Monrovia Fiber Optic Backbone	1,000,000
<b>Municipal Government</b>	Emergency Monrovia Urban Sanitation Project (EMUS)	2,204,000
<b>Public Administration</b>	Renovation of the Executive Mansion Building and Relocation of MOS Offices to the Executive Mansion Compound	7,789,100
	Fiscal Policy Development and integration	300,000
	Macroeconomic review and reporting	300,000
	National Security Council Expansion	100,000
<b>Transparency and Accountability</b>	Expansion of Legal Unit	150,000

## Donor projects

**\$125,272,134**

<b>Agriculture</b>	Enhancing food security and nutrition in and around Monrovia and Tubmanburg	263,881
	Enhancing Urban and Peri-Urban Agriculture in Liberia	102,300
	Urban / Peri-Urban Agriculture Project in Liberia	104,940
<b>Education</b>	University of Liberia Accountancy Prog. Strengthening	155,333
	EC support to education	23,945
<b>Energy and Environment</b>	Mount Coffee Hydro Generation Rehabilitation	33,167,454
	Project for Rehabilitation of Monrovia Power System	21,490,350
	G2G Construction for Municipal Water with Liberia Water and Sewer Cooperation (LWSC)	4,500,000
	Fixed Amount Reimbursement Agreement Liberia Electricity Cooperatin (LEC)	3,000,000
	Management Contract for LEC	2,416,667
	Liberia Electricity System Enhancement Project (LESEP)	1,000,000
	Mt. Coffee Project Implementation Unit	666,667
	Developing and Demonstrating a Rural Energy Strategy and Master Plan for Liberia with particular support to Health service delivery	407,922
<b>Health</b>	Rebuilding Basic Health Services follow-on	6,000,000
	Supporting the Health Sector	1,395,076
	Central Contraceptive Procurement	1,000,000
	Strengthen Pharmaceutical Systems	664,000
	DELIVER Task Order 5	500,000
	Promoting the Quality of Medicines	200,000

## Donor projects (continued)

<b>Infrastructure and Basic Services</b>	Rural Infrastructure to Support Enterprises	8,497,000
	Build-up capacity and preparedness of GoL - MPW	1,386,000
	Support to the Liberia Reconstruction Trust Fund	1,288,000
	Detailed design on the Project for Reconstruction of Somalia Drive in Monrovia	938,950
<b>Municipal Government Education</b>	Emergency Monrovia Urban Sanitation Project (EMUS)	2,000,000
<b>Public Administration</b>	Integrated Public Financial Management Reform Project (IPFMRP)	10,800,000
	Governance and Economic Management Support (GEMS)	9,000,000
	Economic Government & Institutional Reform Project (EGIRP) with Additional Financing	1,600,000
	Support to the NAO Office - contingencies, re-allocation, evaluation & audit	1,279,448
	Civil Service Reform Support Program	1,000,000
	Capacity Building and Technical Assistance from Fragile States Facility (LEITI, GC, PFM Reform, MTEF Secretariat)	690,000
	Training Programme in Japan	343,457
	PE1 Long-Term Technical Assistance to the Bureau of Customs and Excise	26,400



## Donor projects (continued)


<b>Social Development Services Health</b>	From Exclusion to Equality. Promoting Community Based Rehabilitation in Liberia	16,382
<b>Transparency and Accountability</b>	Building Sustainable Elections Management in Liberia	5,250,000
	MCC Land Policy and Institutional Support (LPIS)	2,200,000
	Strengthening the General Auditing Commission of Liberia (GAC)	1,897,962

## County Expenditure by Budget Category

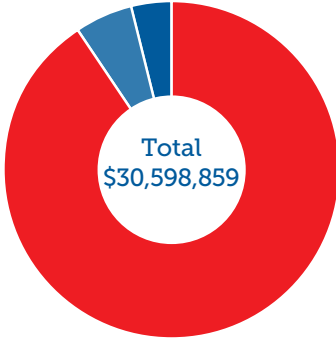
	2013	2014
Donor Projects	45,662,033	125,272,134
Subsidies & Grants	9,998,777	5,779,420
Use of Goods & Services	100,000	529,100
Compensation of Employees	15,000	140,000
Consumption of Fixed Capital	0	30,190



# Nimba



## Funding Summary



	\$
● Donor projects	27,792,541
● Social development funds	1,667,000
● Transfers from Line Ministries	1,139,318

## Funding Breakdown

Transfers from line ministries		\$1,139,318
<b>Health</b>	Operational Expenses	200,000
	Saclepea Comprehensive Health	184,320
	G.W. Harley Hospital (Nimba)	180,000
	Transfer-Nimba County Health	160,000
	C B Dumbar Hospital	90,000
	Transfer to Zoegeh Medical Center	49,999
	Transfer-bahn Health Center	49,999
	Transfer to Baidin Health Center	25,000
<b>Municipal Government</b>	County Development Fund	200,000

## Social development funds

**\$1,667,000**

<b>Concessions</b>	Transfer from: Nimba County (MITTAL)	1,500,000
	Transfer from: BHP Billiton	100,000
	Transfer from: FDA: ICC (Nimba)	67,000

## Donor projects

**\$27,792,541**

<b>Agriculture</b>	Purchase for Progress (P4P)	1,275,000
	Liberia Country Programme (2013-2017)	1,179,572
	Liberia Country Programme (2013-2017)II	628,148
	Liberia Country Programme (2013-2017)III	242,179
	Development of Sustainable Inland Fishfarming to Achieve Food Security in Rural Liberia	11,945
<b>Infrastructure and Basic Services</b>	Liberia Road Asset Management Project (LIBRAMP)	21,000,000
	Support to the Liberia Reconstruction Trust Fund	1,288,000
<b>Health</b>	Emergency Assistance to Ivorian Refugees (EMOP -200225)	2,141,618
	From Exclusion to Equality. Promoting Community Based Rehabilitation in Liberia	16,382
	Liberia Civil Society Capacity Building Program	9,698
<b>Social Development Services</b>		

## County Expenditure by Budget Category


	2013	2014
<b>Donor Projects</b>	26,276,101	27,792,541
<b>Subsidies &amp; Grants</b>	2,830,592	2,606,318
<b>Use of Goods &amp; Services</b>	371,000	200,000



# River Cess



## Funding Summary



## Funding Breakdown

Transfers from line ministries		\$490,000
<b>Health</b>	River Cess County Health System	125,000
	River Cess County Health Center	125,000
	River Cess County Community Health Center	40,000
<b>Municipal Government</b>	County Development Fund	200,000

## Social development funds

**\$ 732,000**

<b>Concessions</b>	Transfer from Anadarko BLK10	250,000
	Transfer from Chevron LB12	150,000
	Transfer from Chevron LB11	150,000
	Transfer from Arnlib	12,000
	Transfer from ICC	82,000
	Transfer from LTTC	45,000
	Transfer from EJ & J	43,000

## Donor projects

**\$3,870,676**

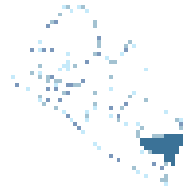
<b>Agriculture</b>	Liberia Country Programme (2013-2017)	1,179,572
	Promoting food security in Southeast Liberia (SEL) through rice value chain development and crops diversification	249,774
	Liberia Country Programme (2013-2017)III	242,179
	Development of Sustainable Inland Fishfarming to Achieve Food Security in Rural Liberia	23,890
<b>Education</b>	EC Support To Education In Liberia	23,945
<b>Social Development Services</b>	Emergency Assistance to Ivorian Refugees	2,141,618
	Liberia Civil Society Capacity Building Program	9,698

## County Expenditure by Budget Category


	2013	2014
<b>Donor Projects</b>	3,887,634	3,870,676
<b>Subsidies &amp; Grants</b>	946,000	1,025,999



# River Gee



## Funding Summary



## Funding Breakdown

Transfers from line ministries		\$559,340
<b>Health</b>	River Gee Health System	90,000
	Fish Town Health Center	40,000
	River Gee Community Health Center	229,340
<b>Municipal Government</b>	County Development Fund	200,000

## Social development funds

**\$611,000**

### Concessions

Transfer from Euro Logging (River Gee)	191,000
Transfer from Puto Iron Ore Mining SDF (River Gee)	420,000

## Donor projects

**\$2,941,587**

### Agriculture

Liberia Country Programme (2013-2017)	1,179,572
Liberia Country Programme (2013-2017)III	242,179
Development of Sustainable Inland Fishfarming to Achieve Food Security in Rural Liberia	11,945

### Education

EC Support To Education In Liberia	47,891
------------------------------------	--------

### Infrastructure and Basic Services

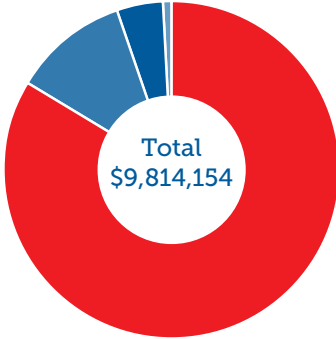
Labor based Public Works Project - supplementary grant	1,460,000
--	-----------

## County Expenditure by Budget Category

	2013	2014
Donor Projects	4,499,381	2,941,587
Subsidies & Grants	1,147,000	1,115,137



## Funding Summary



● Donor projects	\$ 8,228,717
● Social development funds	1,079,000
● Transfers from Line Ministries	448,137
● Recurrent legislative projects	58,300

## Funding Breakdown

<b>Transfers from line ministries</b>		<b>\$448,137</b>
<b>Health</b>	Sinoe County Health System	130,000
	F.J Grant Hospital	78,138
	Sinoe County Community Health Center	40,000
<b>Municipal Government</b>	County Development Fund	200,000



## Social development funds

**\$1,079,000**

<b>Concessions</b>	Transfer from: Putu Iron Ore Mining, Sinoe	630,000
	Transfer from: African petroleum Block 9, Sinoe	150,000
	Transfer from: NOCAL (Sinoe)	150,000
	Transfer from: Gebio Logging, Sinoe	99,000
	Transfer from: African petroleum Block 8, Sinoe	50,000

## Recurrent legislative projects

**\$58,300**

<b>Health</b>	Legislative Support to Health	58,300
---------------	-------------------------------	--------

## Donor projects

**\$8,228,717**

<b>Agriculture</b>	Liberia Country Programme (2013-2017)	1,179,572
	Liberia Country Programme (2013-2017) III	242,179
	Development of Sustainable Inland Fishfarming to Achieve Food Security in Rural Liberia	11,945

<b>Education</b>	EC support to education	23,945
------------------	-------------------------	--------

<b>Health</b>	Supporting the Health Sector	1,395,076
---------------	------------------------------	-----------

<b>Social Development Services</b>	Reintegration & Reconstruction Program III	5,376,000
------------------------------------	--	-----------

## County Expenditure by Budget Category

	2013	2014
Donor Projects	18,461,603	8,228,717
Subsidies & Grants	1,320,214	1,585,437

# Annex

## Sector

## Key Projects

### Agriculture

Aims to support sustainable economic growth and development with increase food and nutrition security, employment and youth empowerment.

Agriculture rehabilitation for smallholder farmers and rural entrepreneur including women; Smallholder agriculture productivity enhancement and commercialization; up grading the national center of specialization; and improving knowledge management in agriculture.

### Education

Aims to ensure equal access to high-quality free and compulsory primary education. Also aims to provide a variety of education and training opportunities beyond primary education that improve the livelihoods of Liberian citizens.

### Energy and Environment

Aims to provide safe, reliable and affordable energy and water. Also aims to ensure the exploration and extraction of all mineral and forest resources are undertaken in an equitable, environmentally sustainable and growth enhancing way.

Operations of White plains water Treatment Plant; partial rehabilitation of the Monrovia sewerage system; support to the construction of Mount Coffee Hydro Plant; and support to West Africa Power Pool.

## Sector

## Key Projects

### Health

Aims to improve access to healthcare and social welfare of the population of Liberia on an equitable basis.

### Industry and Commerce

Aims to create a strong and enabling environment for private sector investment through: economic competitiveness and diversification, increased value addition, and exports that will generate productive employment.

Support Business linkages; develop a standards laboratory, design and implement a foreign Direct Investment Framework for Concession and human capacity development.

### Infrastructure and Basic Services

Aims to construct and rehabilitate Liberia's physical infrastructure; increase access to affordable basic services; and improve social and economic growth and development.

Monrovia-Ganta-Guinea boarder road, Caldwell bridge and feasibility study for Ganta Zwedru road. Maintenance of road and bridges, Monrovia Fiber Optic backbone and ongoing road works, pavement and bridges

### Municipal Government

Aims to promote more relevant, effective and accountable government services to counties and cities.

Solid waste collection (Emergency Monrovia Urban Sanitation-EMUS) in Monrovia and surrounding areas.

## Sector

## Key Projects

### Public Administration

Aims to make public institutions more efficient, functional and responsive to contribute to social and economic development.

Angie Brooks International Center Suakoko Project, Establishment of a center of excellence for capacity development for Bureau of Customs and Exercise, Fiscal Policy Development and Integration, Macroeconomic review and reporting, National Capacity Development, and National Open Budget.

### Security and Rule of Law

Aim is to create an atmosphere of peaceful co-existence based on reconciliation, protecting human rights and providing justice and rule of law to all safety, security, equitable access to fair and transparent.

Constitutional Review and UNMIL Drawdown,

### Social Development

Aims to ensure provision of basic services to all, including people with disabilities, women, children, youths, refugees and veteran.

Community development; support to the under privileged; development of vulnerable young girls;

### Transparency and Accountability

Aims to develop and operate transparent and accountable public institutions that will promote and uphold democratic and participatory governance systems with sustainable and equitable benefits of economic growth and social development.

Expansion of land Units



# Your Money @ Work

## Energy & Electricity

---



Mt. Coffee Rehabilitation to be completed 2015-2016

---



Transmission & Distribution (LEC)



Ganta electrification (WAPP)

---



Energy Transmission & Distribution (LEC)

---

# Road & Bridges

---



Bong Mines rehabilitated road (2012-2013)

---



Konola bridge construction (Monrovia - Ganta Highway Project)

---



# Road & Bridges

---



Construction of the Caldwell Road Bridge

---



Ganta Zwedru Road circa (2013)

---



Buchanan Highway (2012)

---



Broad Street circa. 2007-8

---



Broad Street circa. 2013-14

---





Paved Caldwell Road circa. 2013

---



Monrovia - Ganta Road Asphalt Plant circa 2013

---

# Reconciliation

---



National Reconciliation through collective vision

---



Vision 2030 Conference

---

## Agriculture & Economy

---



Oil Palm Nursery (Foreign Direct Investment)

---



Agricultural Storage & Processing

---



# Economic Revitalization

---



Dredging of the Buchanan Port (circa. 2012)

---



Roberts International Airport Check-in Hall

---

# Economic Revitalization

---



Reopening Forestry

---



Rails (Buchanan circa 2013)

---

## Social Services (Education)

---



Rehabilitated BWI Technical Building (circa. 2012)

---



Expanding access to education

---



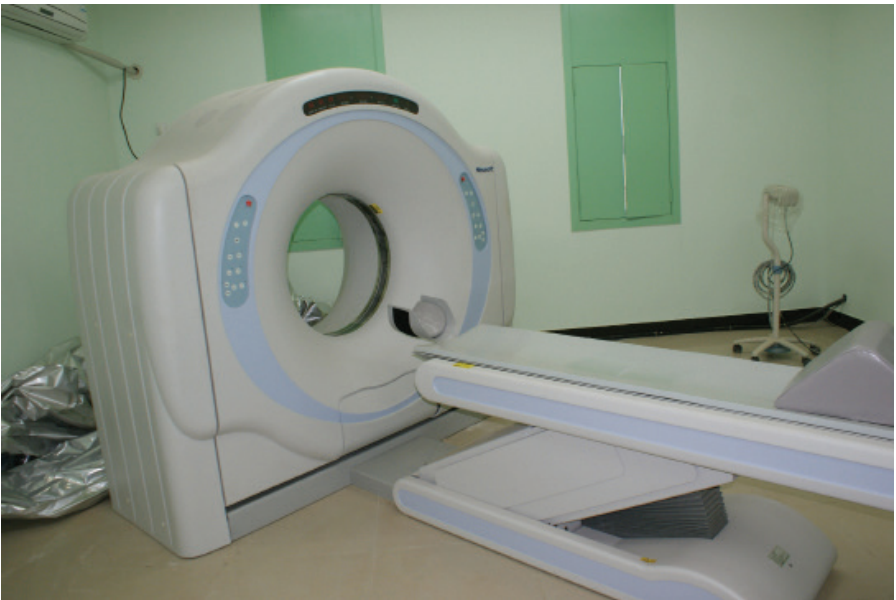
## Social Services (Health)

---



Tapita Hospital (Nimba circa 2013)

---



CT Scan Facility (Tapita circa 2013)

---

# Security

---



Arm Forces of Liberia (circa. 2012)

---



National Coast Guard

---



# Security

---



Fire Service (circa 2013)

---

# The 2013/14 Citizen's Guide to the National Budget

This guide was produced by the Ministry of Finance  
National Open Budget Initiative of Liberia.



Department of Budget  
[www.facebook.com/pages/Open-Budget-Initiative-Govt-of-Liberia](http://www.facebook.com/pages/Open-Budget-Initiative-Govt-of-Liberia)

<http://dob.mof.gov.lr>  
email: [budgetsupport@mof.gov.lr](mailto:budgetsupport@mof.gov.lr)